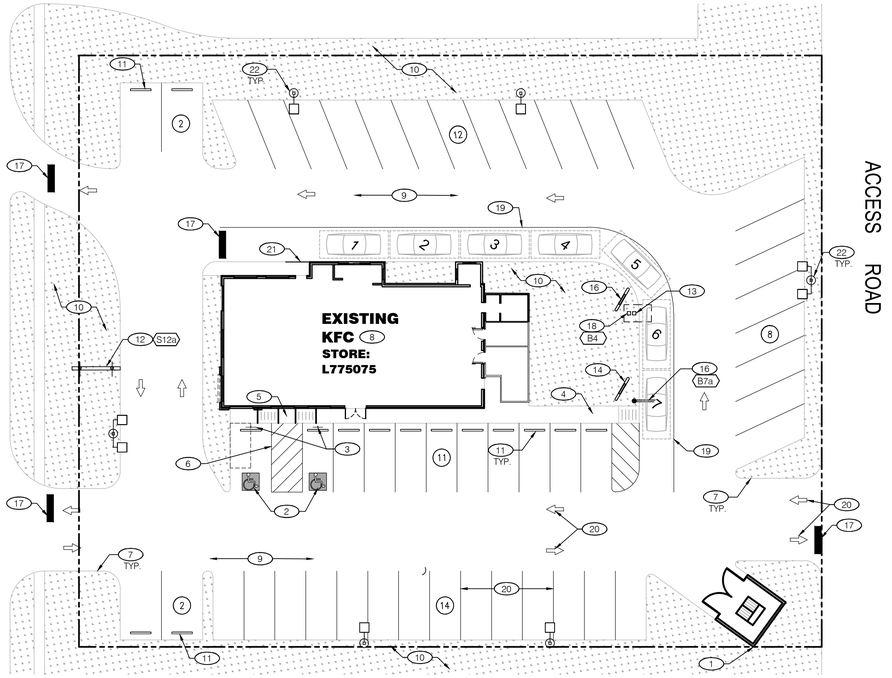

SITE PLAN
Scale: 1"=20'-0"

PLAN NORTH
TRUE NORTH

KEY PLAN

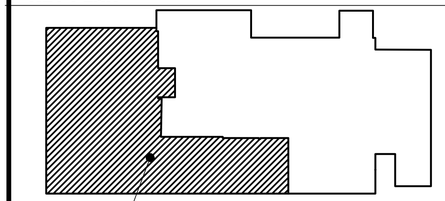

PLAN NORTH
TRUE NORTH
Scale: 1/16" = 1'-0"

VICINITY MAP

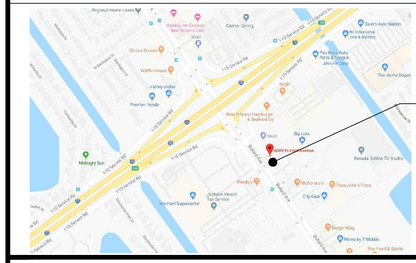

TRUE NORTH

PROJECT SUMMARY

PROJECT NAME:	KFC REMODEL BULLARD
PROJECT ADDRESS:	6009 BULLARD AVE. NEW ORLEANS LA.
LEGAL JURISDICTION:	CITY OF NEW ORLEANS, LA
BUILDING CODES:	2015 INTERNATIONAL BUILDING CODE WITH APPX. A, B, D, E, F, G AND J WITH THE OMISSION OF CHAPTER 13 (ENERGY EFFICIENCY) 2015 INTERNATIONAL MECHANICAL CODE WITH APPENDICES 2015 INTERNATIONAL EXISTING BUILDING CODE (NO APPENDICES) 2015 INTERNATIONAL PLUMBING CODE WITH APPX. C, E AND F WITH THE OMISSION OF SECT. P2904 (DWELLING UNIT FIRE SPRINKLER SYSTEM) 2015 NFPA LIFE SAFETY CODE 2015 INTERNATIONAL FIRE CODE WITH APPENDICES 2009 ICC A117.1 ACCESSIBLE AND USABLE BUILDINGS AND FACILITIES
BUILDING FOOTPRINT AREA:	3338 SF
RENOVATION AREA:	1,327 SF FOR DINNING , RESTROOM AREA 2,011 FOR KITCHEN
SEATING:	EXISTING: 69, PROPOSED: 65
TYPE OF CONSTRUCTION:	5B
OCCUPANCY TYPE:	A2-ASSEMBLY

PROJECT DESCRIPTION: THIS PROJECT CONSISTS OF AN INTERIOR RENOVATION OF THE DINING AREA FOR AN EXISTING KFC RESTAURANT. THE KITCHEN AND DRIVE THROUGH AREAS WILL BE OPEN DURING THE REMODELING PROCESS. EXTERIOR IMAGE UPGRADE WILL CONSIST OF NEW EXTERIOR BRANDING & SIGNAGE ELEMENTS WITH NEW PAINT FINISHES. THE TACO BELL BRAND WILL BE REMOVED FROM THE STORE. THIS WILL BE A SINGLE BRAND GOING FORWARD.

PROJECT GENERAL NOTES

A. IT IS INTENDED THAT A COMPLETE OCCUPIABLE BUILDING PROJECT IS PROVIDED

B. DO NOT SCALE THESE DRAWINGS. VERIFY ALL DIMENSIONS AND CONDITIONS IN THE FIELD. ANY DISCREPANCIES IN THESE DRAWINGS SHALL BE BROUGHT TO THE ATTENTION OF THE ARCHITECT AND KFC CM PRIOR TO STARTING WORK

PROJECT DIRECTORY

OWNER
Franchise
WEST QUALITY FOODS
340 AVE A
LAUREL, MS 39940
Contact: MIKE WEST

ARCHITECT
LIS ARCHITECTURE
2572 WEST STATE ROAD 426 SUITE 2064
OVIEDO, FLORIDA 32765
CONTACT: JUSTIN CHAMBERLAIN
PHONE: 321-244-0402

LEVEL OF ALTERATION

2012 INTERNATIONAL EXISTING BUILDING CODE INFORMATION: ALTERATIONS, LEVEL 2 & NFPA 101 43.1. THE SCOPE OF WORK FOR THIS PROJECT INCLUDES REPLACING EXISTING SEATING & INTERIOR FINISHES IN THE DINING ROOM AND RESTROOMS. WE WILL BE REMOVING EXISTING FRONT COUNTER AND INSTALLING NEW COUNTER AND KITCHEN WALL, REPAINTING EXTERIOR THE SAME COLOR TO MATCH EXISTING, AND REPLACING EXISTING CEILING IN THE SAME LOCATION. THE FLOOR TILE IN THE FRONT OF HOUSE IS TO BE REPLACED ALONG WITH THE EXISTING INTERIOR DOORS. ALL NEW FINISHES ARE INTENDED TO SERVE THE SAME PURPOSE AS EXISTING. THE WORK SHALL COMPLY WITH THE PROVISIONS OF CHAPTER 8 FOR LEVEL 2 ALTERATIONS & REPAIRS IN NFPA 43.2.2.1.1.

IMAGE COMPONENT SCHEDULE (XX)

TAG	QTY.	ITEM DESCRIPTION
SIGNAGE		
S13a	0	DIRECTIONAL SIGN REPLACEMENT (BOTH SIDES)
S12a	1	NEW MONUMENT SIGN HORIZONTAL
S14	0	NEW DIRECTIONAL SIGNS
BUILDING EXTERIOR		
B4	1	DT ORDER POINT CANOPY
B7a	1	DT CLEARANCE BAR (SHROUD RETROFIT)
B8	0	SCREEN WALL BEHIND DT MENU

SITE WORK KEY NOTES

1. EXISTING DUMPSTER ENCLOSURE TO BE PAINTED BLACK HORIZON
2. RE-STRIPED HANDICAP PARKING SPACES . VERIFY EXISTING GRADES ARE NO GREATER THAN 2% IN ANY DIRECTION. RE: C-1.0 FOR ENCLOSED PLAN
3. NEW A.D.A. SIGNAGE & POST.
4. EXISTING CONCRETE SIDEWALK TO BE PROTECTED THROUGHOUT CONSTRUCTION
5. NEW ADA COMPLIANT CONCRETE HANDICAP RAMP. REMOVE SECTION OF EXISTING SIDEWALK RE: C-1.0 FOR ENCLOSED DETAIL
6. RE-STRIPE ADA AISLE W/ WHITE PAINT 36" O.C. & 45 ANGLE VERIFY AISLE GRADES ARE NO GREATER THAN 2% IN ANY DIRECTION
7. EXISTING CURB TO BE PROTECTED THROUGHOUT CONSTRUCTION
8. EXISTING BUILDING TO BE PROTECTED THROUGHOUT CONSTRUCTION
9. EXISTING CONCRETE PAVEMENT TO BE REPAIRED AS NEEDED CORD W/ OWNER
10. EXISTING LANDSCAPING TO REMAIN. PROVIDE NEW RED LAVA ROCK AGAINST BUILDING CORD. W/ OWNER
11. EXISTING WHEEL SPOTS TO REMAIN
12. PROVIDE NEW KFC MONUMENT SIGN ON EXISTING BASE TO BE PAINTED RE: C-1.0 FOR ELEVATION
13. EXISTING SPEAKER POST TO BE PAINTED & DRIVE THRU HOURS GRAPHIC APPLIED
14. EXISTING PREVIEW BOARD TO REMAIN REPLACE WITH KFC ONLY MENU BOARD PANELS
15. EXISTING MENU BOARD TO REMAIN REPLACE WITH KFC ONLY MENU BOARD PANELS
16. EXISTING CLEARANCE BAR TO RECEIVE NEW SLEEVE
17. NEW 24" PAINTED WHITE STOP BAR
18. NEW CANOPY AT DRIVE THRU SPEAKER POST W/ REINFORCED CONC. FOOTING- POSITION. 6" OFF OF EXISTING SPEAKER POST FOOTING
19. RE STRIPE DRIVE THRU LANE W/ WHITE PAINT
20. RE-STRIPE ALL DIRECTIONAL ARROWS, AND PARKING SPACES W/ WHITE PAINT
21. EXISTING HAND RAIL TO BE PAINTED BLACK EMERALD SW 2936
22. EXISTING SITE LIGHT POLES TO REMAIN

DRAWING INDEX

		REVISIONS:	1	2									
GENERAL													
G-1.0	GENERAL INFORMATION		X	X									
SITE PLAN													
C-1.0	SITE DETAIL												
DEMOLITION													
D-1.0	DEMOLITION: FLOOR PLAN, CEILING PLAN & EXTERIOR ELEVATIONS												
ARCHITECTURAL													
A-1.0	FLOOR FINISH & CEILING PLANS		X										
A-1.1	FIXTURE / GRAPHIC PLACEMENT PLAN & INTERIOR ELEVATIONS												
A-1.2	KITCHEN PLAN												
A-2.0	EXTERIOR ELEVATIONS												
SCHD	MASTER SCHEDULE		X										
ADA	ADA DETAILS		X										

THIS DOCUMENT IS THE PRODUCT AND EXCLUSIVE PROPERTY OF KFC. NEITHER THE DOCUMENT NOR THE INFORMATION IT CONTAINS MAY BE COPIED OR USED FOR OTHER THAN THE SPECIFIC PROJECT FOR WHICH IT WAS PREPARED WITHOUT THE EXPLICIT CONSENT OF KFC.
PLOTTED: Tuesday, November 1, 2022 11:04:39 AM

LIS
2572 West State Road 426
Suite 2064, Oviedo, FL 32765
Phone: (321) 244-0402
Facsimile: (321) 244-9419

21430 Palm Beach Blvd
Ave, FL 33920
Phone: (239) 693-9244
Facsimile: (239) 693-9828

LIS ARCHITECTURE ENGINEERING
LAND INVESTMENT SERVICES, LLC
COA NO. AR35617
ARCHITECTURE & ENGINEERING OFFICE
2572 WEST STATE ROAD 426
Suite 2064, Oviedo, FL 32765
Phone: (321) 244-0402
Facsimile: (321) 244-9419
ENGINEERING OFFICE
21430 Palm Beach Blvd.
Ave, Flo. 33920
Phone: (239) 693-9244
Facsimile: (239) 693-9828

Digitally signed by Harold Hutter, III
DN: cn=Harold Hutter, III, o=Land Investment Services, LLC, ou, email=DanH@lis-ae.com, c=US
Date: 2022.11.01 '11:20:12 -04'00

HAROLD DANIEL HUTTER III
LOUISANA ARCHITECT 9135

REVISION:

Mark	Date	By
1	10/6/22 FIRE MARSHAL / BLD COMMENTS	JC
2	11/1/22 BLD COMMENTS	JC

PROJECT TITLE

KFC
6009 Bullard Ave
New Orleans, LA. 70128

COMMISSION NO. L775075
ISSUE DATE 10/6/22

SHEET TITLE
GENERAL INFORMATION

SHEET NO.
G-1.0

LIS PROJECT NO.: 2019-209

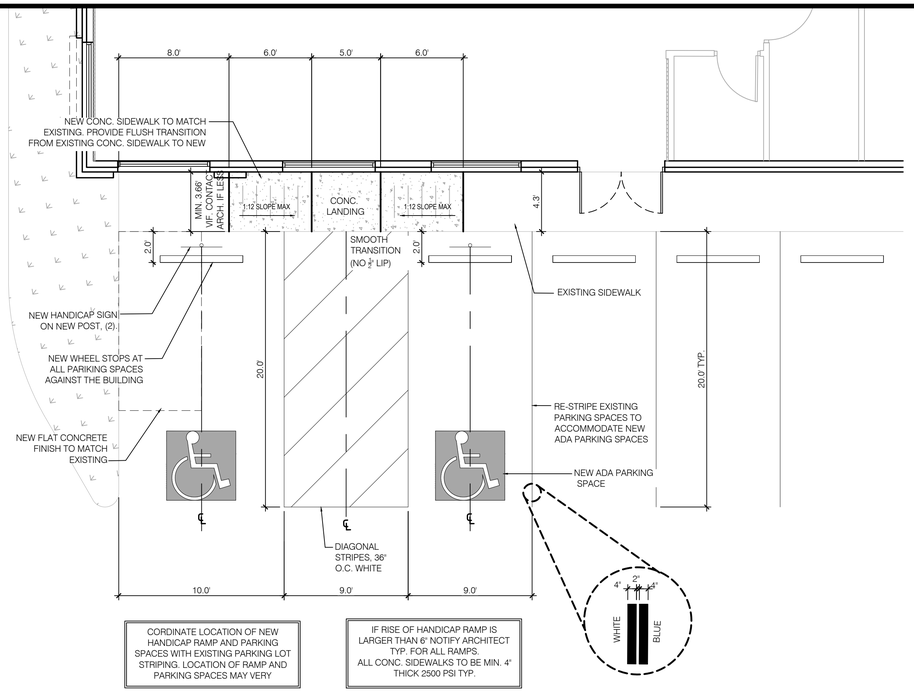

CORDINATE LOCATION OF NEW HANDICAP RAMP AND PARKING SPACES WITH EXISTING PARKING LOT STRIPING. LOCATION OF RAMP AND PARKING SPACES MAY VERY

IF RISE OF HANDICAP RAMP IS LARGER THAN 6" NOTIFY ARCHITECT TYP. FOR ALL RAMPS. ALL CONC. SIDEWALKS TO BE MIN. 4" THICK 2500 PSI TYP.

ENLARGED HANDICAP PARKING DETIAL 1 : 5 | **5**

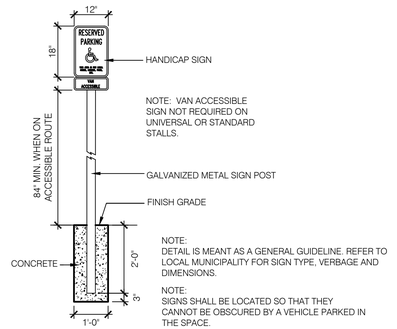

ACCESSIBLE PARKING SIGN N.T.S. | **1**

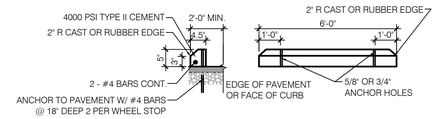

WHEEL STOP DETAIL N.T.S. | **2**

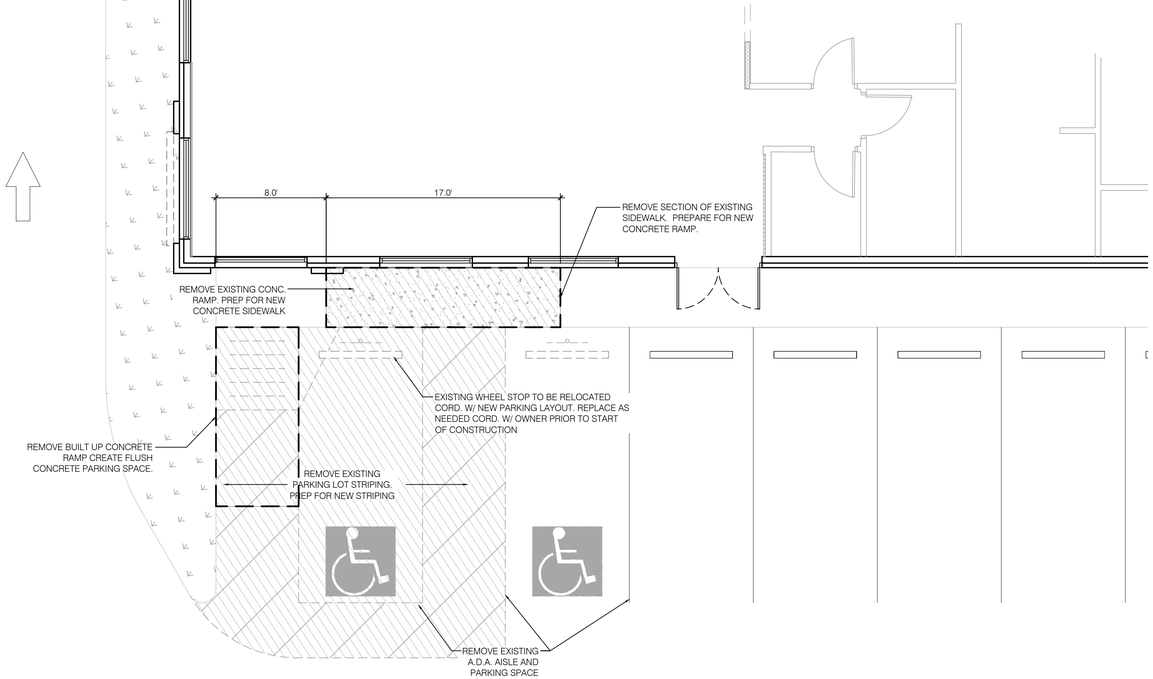

ENLARGED DEMO DETAIL 1 : 5 | **6**

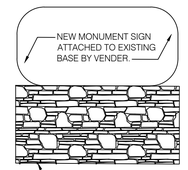

MONUMENT SIGN N.T.S. | **3**

NOT USED N.T.S. | **4**

LIS
2572 West State Road 426
Suite 2064, Oviedo, FL 32765
Phone: (321) 244-0402
Facsimile: (321) 244-9419

21430 Palm Beach Blvd
Alva, FL 33920
Phone: (239) 693-9244
Facsimile: (239) 693-9528

KFC

LIS ARCHITECTURE ENGINEERING

LAND INVESTMENT SERVICES, LLC
COA NO. AF0567

ARCHITECTURE / ENGINEERING OFFICE
2572 West State Road 426
Suite 2064, Oviedo, FL 32765
Phone: (321) 244-0402
Facsimile: (321) 244-9419

ENGINEERING OFFICE
21430 Palm Beach Blvd.
Alva, Fla. 33920
Phone: (239) 693-9244
facsimile: (239) 693-9528

Digitally signed by Harold Hutter, III
DN: cn=Harold Hutter, III, o=Land Investment Services, LLC, ou, email=DanH@lis-ae.com, c=US
Date: 2022.11.01 '11:20:28 -04'00

HAROLD DANIEL HUTTER III
LOUISANA ARCHITECT 9135

REVISION:

Mark	Date	By
1	.	.
2	.	.
3	.	.
4	.	.
5	.	.

PROJECT TITLE

KFC
6009 Bullard Ave
New Orleans, LA. 70128

COMMISSION NO.	L775075
ISSUE DATE	10/21/19

SHEET TITLE
SITE DETAILS

SHEET NO.
C-1.0

LIS PROJECT NO.: 2019-209

THIS DOCUMENT IS THE PRODUCT AND EXCLUSIVE PROPERTY OF KFC. NEITHER THE DOCUMENT NOR THE INFORMATION IT CONTAINS MAY BE COPIED OR USED FOR OTHER THAN THE SPECIFIC PROJECT FOR WHICH IT WAS PREPARED WITHOUT THE EXPLICIT CONSENT OF KFC.

PLOTTED: Tuesday, November 26, 2019 2:07:59 PM

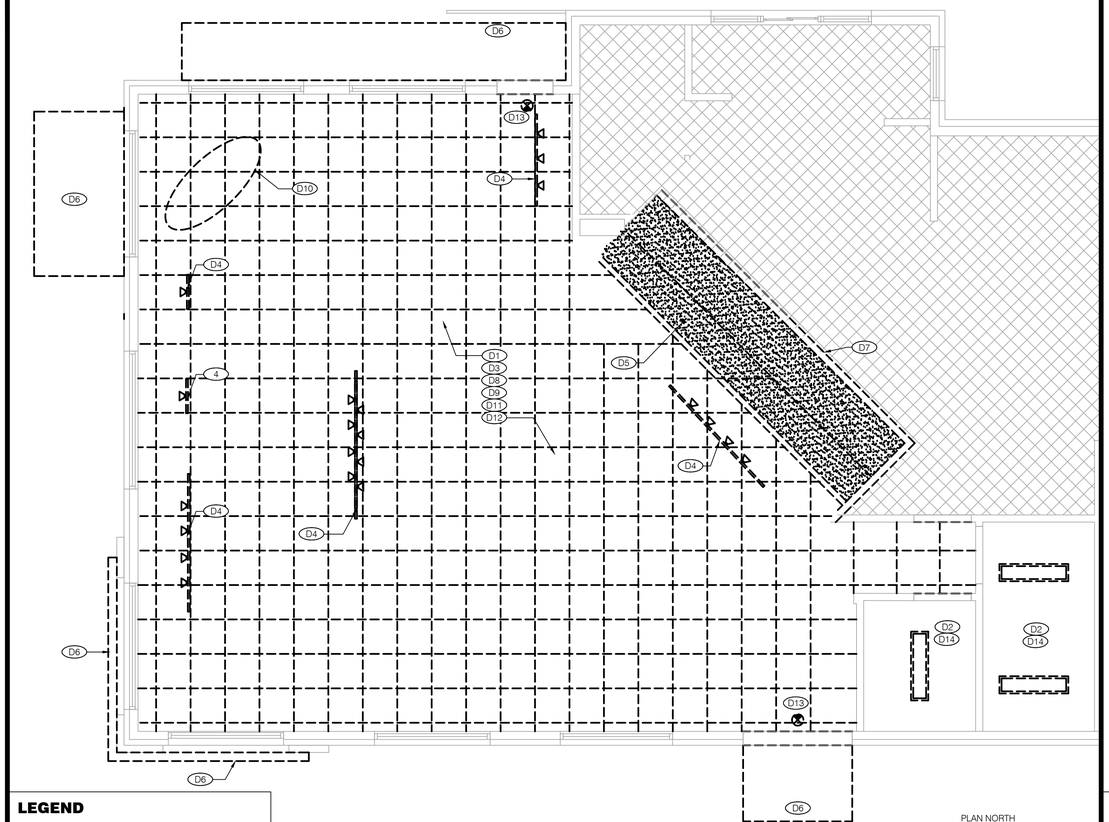

LEGEND

EXISTING TO REMAIN

EXISTING TO BE REMOVED

NO WORK IN THIS AREA

DEMOLITION CEILING PLAN

Scale: 1/4" = 1'-0"

PLAN NORTH

TRUE NORTH

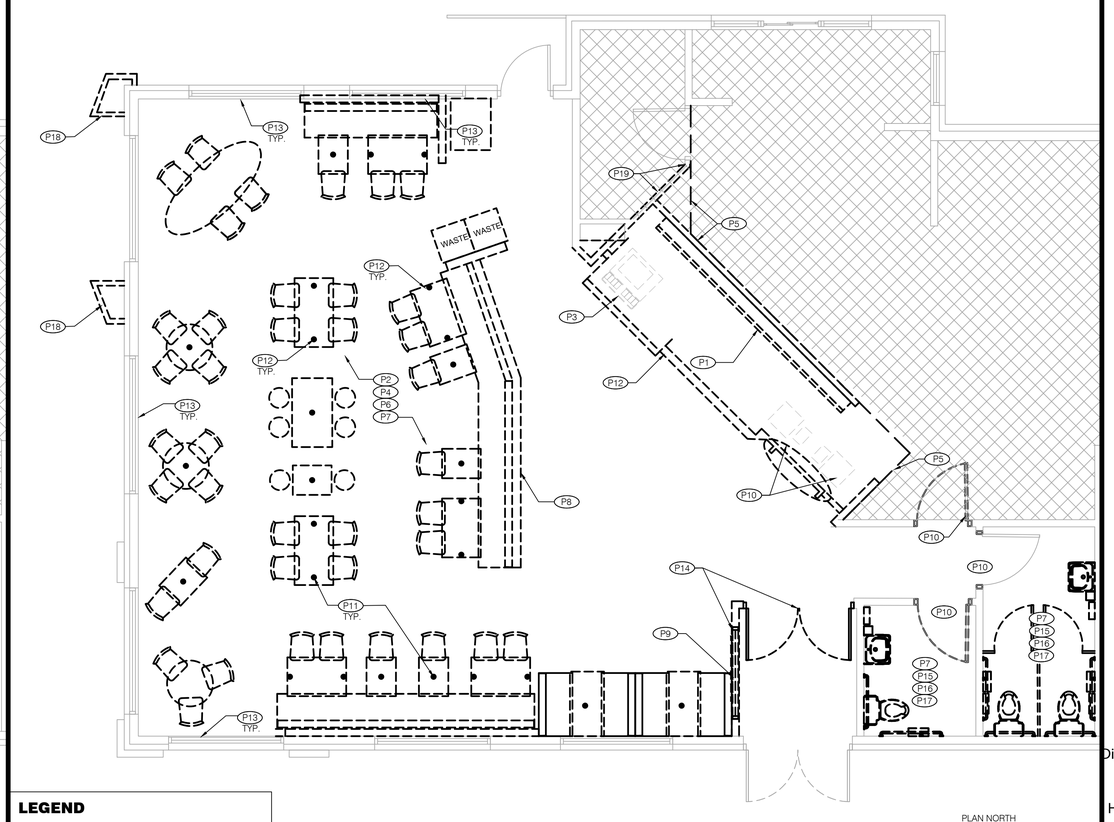

LEGEND

EXISTING TO REMAIN

EXISTING TO BE REMOVED

NO WORK IN THIS AREA

DEMOLITION FLOOR PLAN

Scale: 1/4" = 1'-0"

PLAN NORTH

TRUE NORTH

CEILING PLAN KEY NOTES

- D1 REMOVE EXISTING CEILING GRID AND TILES
- D2 EXISTING LIGHT FIXTURES TO BE REPLACED WITH LED LIGHT FIXTURE IN SAME LOCATION
- D3 EXISTING LIGHT FIXTURE TO BE REMOVED AND CIRCUITS RETAINED FOR RE-USE.
- D4 EXISTING TRACK LIGHTING AND TRACKS TO BE REMOVED
- D5 EXISTING GYP. BOARD CEILING TO BE REMOVED
- D6 EXISTING EXTERIOR AWNINGS / CANOPIES TO BE REMOVED - SEE DEMO ELEVATIONS
- D7 EXISTING SOFFIT TO BE REMOVED
- D8 EXISTING CEILING DIFFUSERS AND GRILLES TO BE REPLACED IN SAME LOCATION NO CHANCE TO EXISTING MECHANICAL DUCT WORK
- D9 EXISTING CEILING MOUNTED SPEAKERS TO BE REPLACED IN SAME LOCATION IN NEW CEILING GRID
- D10 EXISTING DECORATIVE CEILING FEATURE TO BE REMOVED
- D11 EXISTING WIFI ROUTER TO REMAIN
- D12 EXISTING CCTVs/CAMERAS/SMOKE DETECTORS TO REMAIN. COORDINATE W/ OWNER
- D13 EXISTING EMERGENCY LIGHTING AND EMERGENCY EXIT SIGNAGE TO BE REMOVED
- D14 EXISTING GYP. BOARD CEILING TO REMAIN, PATCH AND LEVEL AS NEEDED.

FLOOR PLAN KEY NOTES

- P1 REMOVE EXISTING MENUBOARD & SAVE FOR REUSE (DISCARD ALL EXISTING TACO BELL MENUBOARD)
- P2 REMOVE ALL EXISTING FIXTURES, BOOTHS, TABLETOPS & CHAIRS IN DINING ROOM
- P3 EXISTING BEVERAGE DISPENSER TO BE REMOVED BY VENDORS AND STORED FOR REUSE. GENERAL CONTRACTOR TO PUMP DOWN, REMOVE AND SAVE ICE MACHINE FOR REUSE.
- P4 REMOVE ALL APPLIED WALL FINISHES - CHAIR RAIL, WALLCOVERING, WAINSCOTING, CAMERAS, UNLESS NOTED OTHERWISE
- P5 TEMPORARY VISQUEEN DUST PARTITION. COORD. EXACT LOCATION IN FIELD & PROVIDE TIGHT SEAL
- P6 REMOVE ALL INTERIOR WALL SIGNS, DECOR ELEMENTS & ARTWORK AND DISPOSE OF IN A RESPONSIBLE MANNER. KFC FOUNDATION ARTWORK TO BE SAVED AND RE-INSTALLED AFTER PAINTING
- P7 REMOVE EXISTING FLOORING AND BASE TILE THROUGHOUT. PATCH, REPAIR, AND LEVEL.
- P8 REMOVE EXISTING LOW WALL, WALL CAP, AND DECORATIVE GLASS. PATCH AND LEVEL FLOOR AS NEEDED
- P9 REMOVE EXISTING INTERIOR WINDOW
- P10 REMOVE EXISTING INTERIOR DOOR AND FRAME COORDINATE WITH OWNER
- P11 EXISTING STEEL TABLE POST TO BE REMOVED. PATCH AND LEVEL FLOOR AS NEEDED
- P12 REMOVE EXISTING SERVICE COUNTER AND KNEE WALL.. PATCH AND LEVEL FLOOR AS NEEDED
- P13 REPLACE EXISTING WINDOW SILLS, TYP.
- P14 REMOVE EXISTING VESTIBULE DOORS, WALL AND WINDOW. PATCH AND REPAIR WALLS AS NECESSARY.
- P15 REMOVE ALL PLUMBING FIXTURES AND ACCESSORIES, PRE EXISTING WALLS FOR NEW FINISH.
- P16 REMOVE EXISTING HAND DYER AND SAVE FOR RE-INSTALLATION IN SAME LOCATION
- P17 REMOVE EXISTING RESTROOM WALL TILES AND PREPARE FOR NEW
- P18 REMOVE EXISTING TB TOWER FINISH PREP FOR NEW STUCCO
- P19 REMOVE EXISTING INTERIOR OFFICE WALL

REMOVE ALL TACO BELL BRANDING AND EQUIPMENTS.

ELEVATION KEY NOTES

- R1 CAREFULLY REMOVE EXISTING TOWER, FRAMING, LIGHT FIXTURE AND RETAIN CIRCUITS FOR RE-USE. REPLACE EXISTING METAL PARAPET CAP.
- R2 REMOVE EXISTING SIGN CABINET. DISCONNECT POWER & RETAIN CIRCUIT FOR RE-USE
- R3 REMOVE EXISTING AWNING/ CANOPIES. PATCH AND REPAIR WALL AS NEEDED
- R4 REMOVE EXISTING LETTER SET SIGNAGE FACE AND CABINET
- R5 REMOVE EXISTING STONE FINISH BAND
- R6 REMOVE ALL EXISTING WALL-PACK LIGHTING OVER DOORS.
- R7 EXISTING EXTERIOR LIGHTS TO BE REMOVED. PAINTABLE WALL CAP TO BE INSTALLED
- R8 REMOVE EXISTING PARAPET TRIM CAP AND LIGHT BAND. REPLACE EXISTING METAL COPING CAP
- R9 REMOVE EXISTING SUNSHADES PATCH ALL HOLES IN EXISTING WALL FINISH
- R10 REMOVE EXISTING TB ARCH ELEMENT
- R11 REMOVE EXISTING TRIM BANDING

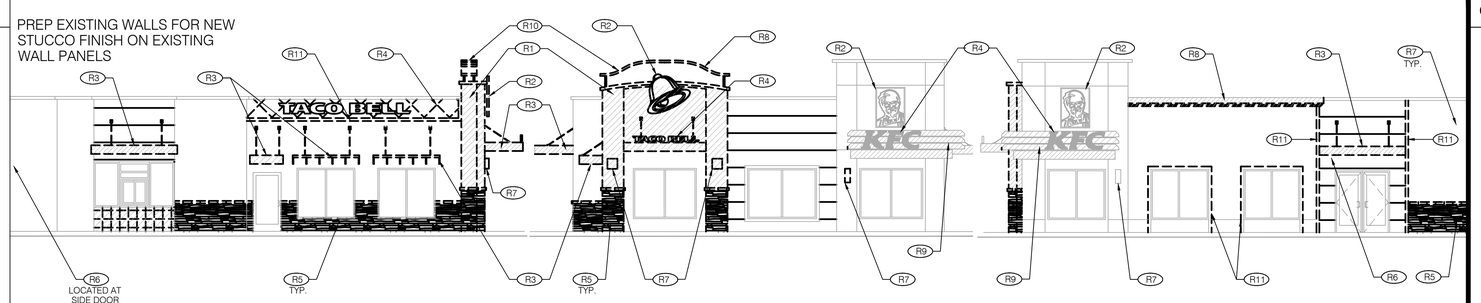

3 - EXISTING DRIVE-THRU ELEVATION
Scale: 1/8" = 1'-0"

2 - EXISTING FRONT ELEVATION
Scale: 1/8" = 1'-0"

1 - EXISTING ENTRY ELEVATION
Scale: 1/8" = 1'-0"

GENERAL NOTES

A. THE G.C. SHALL TAKE ALL NECESSARY PRECAUTIONS TO ENSURE THE SAFETY OF THE PUBLIC AND/OR WORKMEN ON THE JOB AND TO PREVENT ACCIDENTS OR INJURY TO ANY PERSON ON, ABOUT, OR ADJACENT TO THE PREMISES. THE G.C. SHALL COMPLY WITH ALL LAWS, ORDINANCES, CODES, RULES AND REGULATIONS RELATIVE TO SAFETY AND THE PREVENTION OF ACCIDENTS.

B. THESE DEMOLITION PLANS ARE TO BE USED IN CONJUNCTION WITH THE ENTIRE SET OF WORKING DRAWINGS. DO NOT REMOVE OR DEMOLISH ANYTHING WITHOUT VERIFYING AND COORDINATING WITH ALL GENERAL TRADES AS TO HOW THEY RELATE TO THE OVERALL PROJECT.

C. GENERAL CONTRACTOR SHALL PAY FOR ALL REQUIRED DEMOLITION PERMIT FEES AND OBTAIN ALL APPLICABLE DEMOLITION PERMITS.

D. GENERAL CONTRACTOR SHALL REMOVE ALL DEBRIS & EQUIPMENT DAILY DURING THE DEMOLITION WORK.

E. GENERAL CONTRACTOR SHALL PATCH AND REPAIR ALL DAMAGED SURFACES AS OUTLINED IN THE DRAWINGS. MATCH ADJACENT SURFACES AS REQUIRED.

F. GENERAL CONTRACTOR SHALL FIELD VERIFY ALL EXISTING SITE AND BUILDING CONDITIONS PRIOR TO CONSTRUCTION.

G. ABANDONED PIPES SHALL BE CAPPED IN A MANNER TO CONCEAL WITHIN WALL, CEILING OR FLOOR.

H. DEMOLITION MEANS AND METHODS ARE CONTRACTOR'S RESPONSIBILITY

I. A SINGLE RESTROOM TO BE AVAILABLE AND FUNCTIONING AT ALL TIMES FOR EMPLOYEES DURING RENOVATION

THIS DOCUMENT IS THE PROJECT AND EXCLUSIVE PROPERTY OF KFC. NEITHER THE DOCUMENT NOR THE INFORMATION IT CONTAINS MAY BE COPIED OR USED FOR OTHER THAN THE SPECIFIC PROJECT FOR WHICH IT WAS PREPARED WITHOUT THE EXPLICIT CONSENT OF KFC.

PLOTTED: Tuesday, November 26, 2019 2:06:47 PM

LIS
2572 West State Road 426
Suite 2064, Oviedo, FL 32765
Phone: (321) 244-0402
Facsimile: (321) 244-9419

21430 Palm Beach Blvd
Alva, FL 33920
Phone: (239) 693-9244
Facsimile: (239) 693-9828

LIS ARCHITECTURE ENGINEERING

LAND INVESTMENT SERVICES, LLC
COA NO. AP2567

ARCHITECTURE / ENGINEERING OFFICE
2572 West State Road 426
Suite 2064, Oviedo, FL 32765
Phone: (321) 244-0402
Facsimile: (321) 244-9419

ENGINEERING OFFICE
21430 Palm Beach Blvd.
Alva, Flo. 33920
Phone: (239) 693-9244
Facsimile: (239) 693-9828

KFC

Digitally signed by Harold Hutter, III
DN: cn=Harold Hutter, III, o=Land Investment Services, LLC, ou, email=DanH@lis-ae.com, c=US
Date: 2022.11.01 '11:20:45 -04'00

HAROLD DANIEL HUTTER III
LOUISANA ARCHITECT 9135

REVISION:

Mark	Date	By
1		
2		
3		
4		
5		

PROJECT TITLE

KFC
6009 Bullard Ave
New Orleans, LA. 70128

COMMISSION NO.	L775075
ISSUE DATE	10/21/19

SHEET TITLE

DEMOLITION: FLOOR PLAN, CEILING PLAN & EXTERIOR ELEVATIONS

SHEET NO.

D-1.0

LIS PROJECT NO.: 2019-209

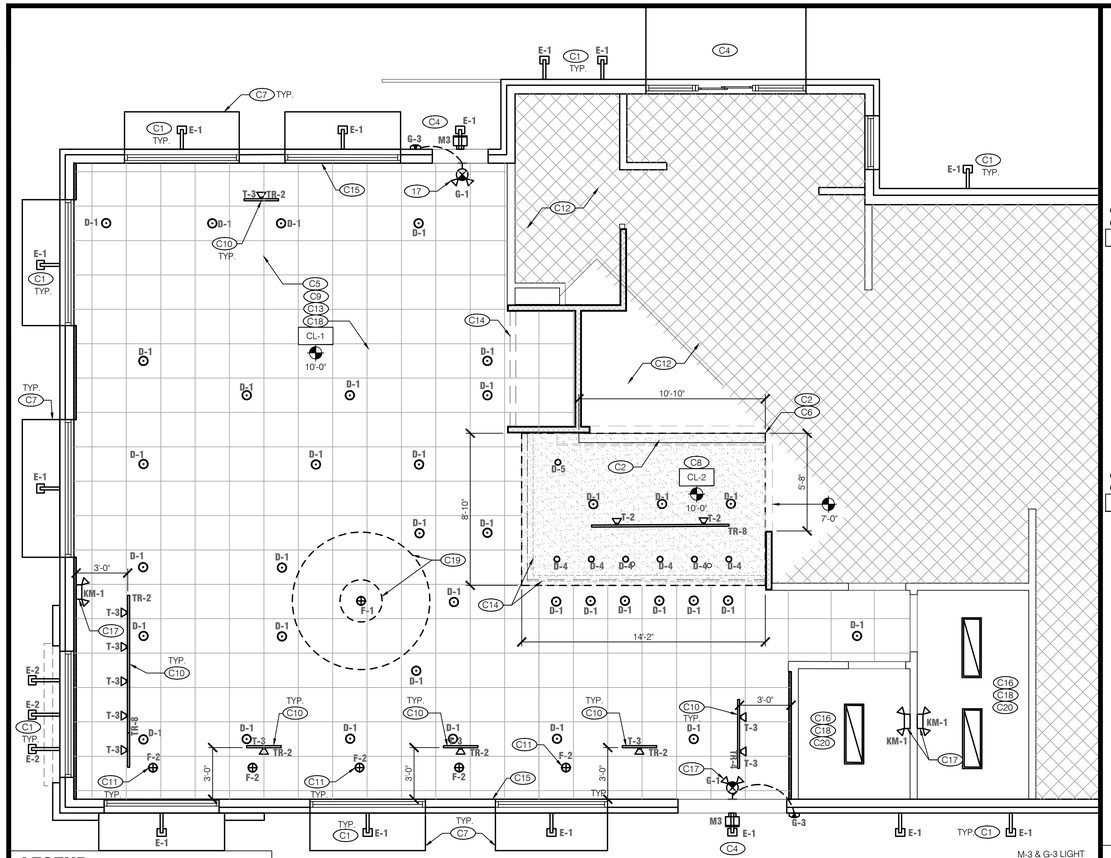

PLAN NORTH

TRUE NORTH

M-3 & G-3 LIGHT FIXTURES TO BE LOCATED ABOVE EXISTING REAR DOOR

CEILING PLAN

Scale: 1/4" = 1'-0"

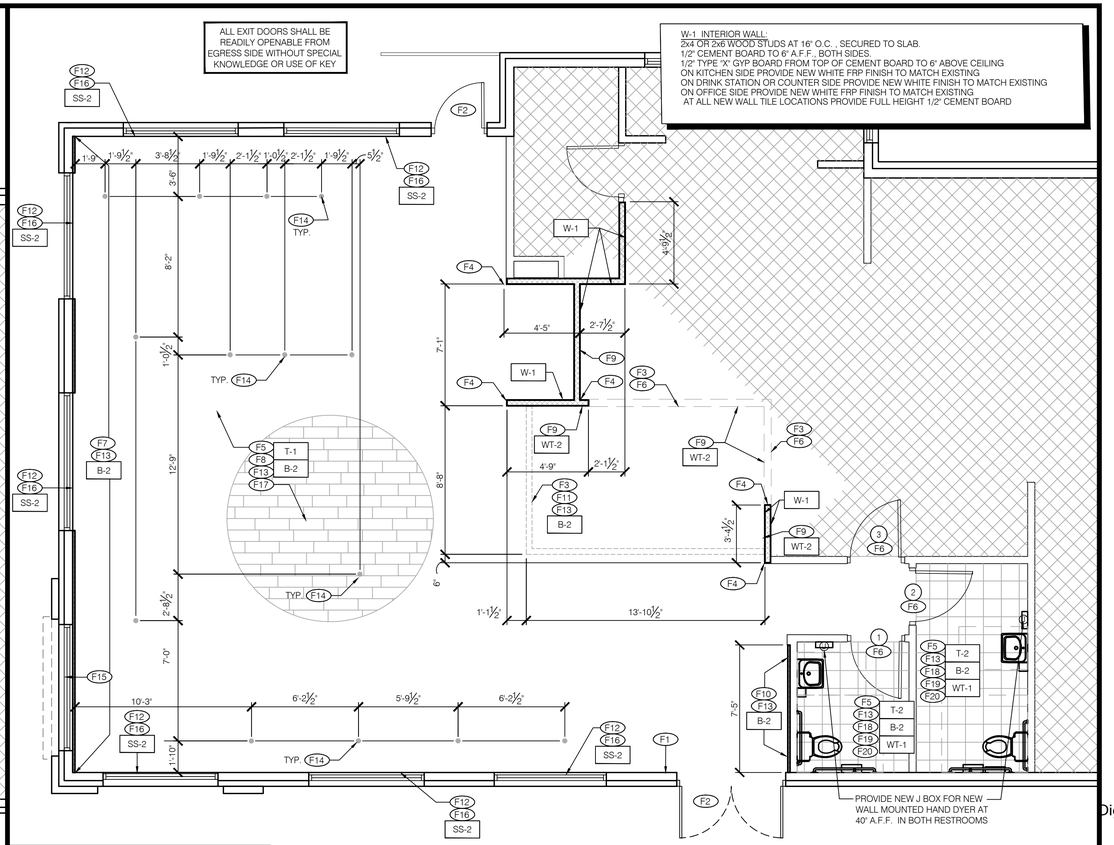

PLAN NORTH

TRUE NORTH

FLOOR PLAN

Scale: 1/4" = 1'-0"

LEGEND

EXISTING TO REMAIN

NO WORK IN THIS AREA

NOTE: REFER TO A-2.0 EXTERIOR ELEVATIONS FOR WALL SCONCE LOCATIONS

CEILING HEIGHT: 10'-0" A.F.F.

THE COST OF THE WORK FOR THE ACCESSIBLE PATH OF TRAVEL TO THE ALTERED AREA, INCLUDING THE REST ROOMS, AS SHOWN, EXCEEDS 20% OF THE OVERALL COST OF THE ALTERATIONS TO THE PRIMARY FUNCTIONS AREAS. IT IS RESPONSIBILITY OF THE CONTRACTOR AND OWNER TO DOCUMENT ALL COSTS.

REFLECTED CEILING PLAN KEY NOTES

- C1 EXTERIOR LIGHTING, SEE EXTERIOR ELEVATIONS (A-2.0) FOR ACTUAL PLACEMENT AND SPACING
- C2 REINSTALL EXISTING MENU BOARD IN NEW LOCATION
- C3 NEW STAINLESS STEEL CAP AT UNDERSIDE OF NEW BULKHEAD
- C4 WIRING OF LIGHTS IN CANOPY BY VENDOR. E.C. SHALL MAKE FINAL CONNECTION TO EXISTING LIGHTING CIRCUIT THIS AREA
- C5 NEW RECESSED LIGHTING - CENTERED ABOVE TABLES -CONNECT TO EXISTING DINNING ROOM LIGHT CIRCUITS
- C6 NEW 2x6 STUDS @ 16" O.C. SECURED TO BOTH SIDE OF EXISTING WOOD TRUSSES W/ 1/2" PLYWOOD SHEATHING ON BOTH SIDES W/ NEW WALL FINISH
- C7 NEW EXTERIOR AWNING/LOUVER, REFER TO EXTERIOR ELEVATIONS
- C8 NEW GYP. BOARD CEILING & RECESSED LIGHTS OVER SERVICE COUNTER
- C9 NEW CEILING GRID AND TILES
- C10 NEW TRACK LIGHTING - POSITION AT 3'-0" FROM WALL U.N.O.
- C11 NEW PENDANT LIGHTING CENTERED ABOVE TABLES
- C12 PROVIDE NEW CEILING GRID AND TILES IN OFFICE AND KITCHEN TO MATCH EXISTING
- C13 PROVIDE NEW WHITE SPEAKERS IN SAME LOCATION
- C14 CUSTOM MILLWORK FAUX BEAMS
- C15 NEW DECORATIVE CROWN BOARD AND ART RAIL. REFER TO INTERIOR ELEVATIONS
- C16 PAINT CEILING WHITE (P-6) EGGSHELL FINISH
- C17 NEW EMERGENCY LIGHTING & OR EMERGENCY COMBO EXIT LIGHT FIXTURE WITH NEW EXTERIOR EMERGENCY G-3 LIGHT EXTERIOR
- C18 INSTALL NEW HVAC DIFFUSERS AND GRILLES(WHITE) IN SAME LOCATION
- C19 NEW BUCKET PENDANT LIGHT AND LIGHT RING - REFER TO INTERIOR ELEVATIONS FOR HEIGHT
- C20 REPLACE EXSITING LIGHT FIXTURES WITH NEW LED LIGHT FIXTURE IN SOME LOCATION

FINISH PLAN KEY NOTES

SEE MASTER SCHEDULE (SCHD) FOR ALL LIGHTING, FINISH, COMPONENT TAGS, AND DOOR SCHEDULE

- F1 POST MAX. OCCUPANT LOAD ON WALL ADJACENT TO MAIN ENTRY
- F2 EXTERIOR DOOR CLOSERS SHALL BE ADJUSTED TO HAVE A MAXIMUM 5 LBS OPENING FORCE PROVIDE NEW ALUMINUM STOREFRONT PANEL TO MATCH EXISTING
- F3 NEW KNEE WALL - COUNTERTOP TO BE AT 33" A.F.F.
- F4 NEW SURFACE MOUNTED STAINLESS STEEL CORNER GUARDS. PROVIDE AND INSTALL GUARD 18GA 3/4" x 3/4" WIDE TO EXPOSED SURFACES WITH SILICONE ADHESIVE
- F5 INSTALL NEW FLOOR TILE AND RUBBER BASE THROUGHOUT, PATCH CONCRETE BELOW FLOOR WHERE POSTS, RAILS AND WALLS ARE REMOVED
- F6 NEW INTERIOR DOOR AND FRAME
- F7 NEW PREFINISHED FLOOR TO CEILING DECORATIVE WALL TRIM PANELS ON BLOCKING OVER EXISTING WALL SURFACE. INSTALL PANELS 1/2 " BELOW CEILING FOR VENTILATION PURPOSES
- F8 SKIM COAT EXISTING WALLS (TO LEVEL 3) WHERE WALLCOVERING HAS BEEN REMOVED.PRIME AND PAINT WALLS
- F9 NEW WALL TILE ON NEW FRAMING AND SOFFIT
- F10 NEW FLOOR TO CEILING DECORATIVE PANELS REFER TO INTERIOR ELEVATION
- F11 NEW SOLD SURFACE COUNTER TOP
- F12 NEW WHITE CORIAN WINDOW SILL / WALL CAP (SS-2)
- F13 INSTALL 6" RUBBER WALL BASE OVER NEW WALL PANELS.
- F14 NEW CORE DRILL TABLE POSTS
- F15 NEW BACKER IN WINDOW OPENING TO SUPPORT DECRATIVE WALL PANEL
- F16 NEW PRE-PRIMED VENDOR PROVIDE 4"L WINDOW TRIM TO BE PAINTED P-6, REFER TO FINISH SCHEDULE
- F17 PREP NEW WAINSCOT PANELS BY SANDING PRIOR TO INSTALLATION OF NEW FULLY ADHERED PLAN WALL PANEL SYSTEM
- F18 INSTALL NEW WALL TILE IN RESTROOMS
- F19 INSTALL CHAIR RAIL PROFILE TRIM AT TOP OF WALL
- F20 INSTALL NEW RESTROOM FIXTURES AND ACCESSORIES REFER TO A1.1 FOR REQUIREMENTS

NO.	QTY.	SUPPLIER/MANUF	SKU.	DESCRIPTION
INTERIOR FIXTURES				
D-1	36	ELITE/TCP	B6IC-AT-W (HOUSING) 70874 LED1-6DR5630K95	6" INCANDESCENT DOWNLIGHT WITH 14 WATT 3000K 95 CRI TRIM
D-4	6	GREEN CREATIVE	58026B.5DLNC4DIM/830	4" LED DOWNLIGHT, WHITE FINISH, 3000K WITH DRIVE BUILT IN 9 WATT
D-5	1	LOTUS LIGHTING	LL3G-30K-WH	3" ADJUSTABLE GIMBAL, ROUND RECESSED LED LIGHT, WHITE FINISH, 3000K WITH DRIVE INCLUDED 8 WATT
F-1	1	TECH	700TDSOCOP-M-08-R-B / 700TDMRD-3-T-B	SOCO PENDANT 8' RED CORD W/ BLACK SOCKET 10 WATT
F-2	5	MINKA LAVERY	2260-84	GLASS PENDANT W/ BRUSHED NICKEL FINISH MEDIUM BASE SOCKET 3 WATT
T-3	11	GREEN CREATIVE	8TRSG4DIM/830NF30/WJ	VERTICAL INTEGRADED LED TRACK LIGHT WHITE FINISH 3000K 30 DEGREE BEAM 9 WATT
TR-2 TR-4 TR-8	5 1 2	JUNO	2-FT/ 4-FT/ 8-FT	SINGLE CIRCUIT LINE VOLTAGE TRACK WHITE FINISH
T-2	2	CONTECH	CTL181V3CDP	VERTICAL INTEGRADED LED WALL WASHER TRACK LIGHT, 3000K HI CRI 35 WATT
G-1	2	LIGHT ALARMS	UQLXN500R-2SQ	UNIVERSAL EXIT SIGN/ EMERGENCY BATTERY BACKUP WHITE
G-2	0	LIGHT ALARMS	THOCXXL3RWE	UNIVERSAL EXIT SIGN WHITE RED LETTERS
E-1	20	AMERLUX	WAF1/BLDG MNT/WAF1/30/BLK	SINGLE ARRAY LED FLOOD LIGHT 3000K BLACK FINISH W/ CUSTOM 36" ARM BRACKET BLACK FINISH 24 WATT
E-2	3	AMERLUX	WAF1/BLDG MNT/BLK-24IN FL1/HWS/30/BLK	SINGLE ARRAY LED FLOOD LIGHT 3000K BLACK FINISH W/ CUSTOM 48" ARM BRACKET BLACK FINISH HORIZONTAL WIDE SPOT BEAM 31 WATT
M-3	3	RAB	WPLED20Y	EXTERIOR RATED LED WALL PACK 3000K BRONZE FINISH 20 WATT
G-3	3	LIGHT ALARMS	CAM-SD-DB-CW	2 HEAD LED EXTERIOR WALL PACK EMERGENCY LIGHT, DARK GREY
EM-1	3	LIGHT ALARMS	LCA-2SQ	EMERGENCY LIGHT FROG EYE

GENERAL NOTES - LIGHTING / ELECTRICAL

A. CONFIRM LIGHTING FIXTURE QUANTITIES WITH SUPPLIER

B. EMERGENCY AND STANDARD LIGHTING MARKED WITH "NL" SUBSCRIPT SHALL OPERATE CONTINUOUSLY: PROVIDE UNSWITCHED HOT TO STANDARD AND EMERGENCY BALLASTS

C. EMERGENCY LIGHTING NOT MARKED WITH "NL" SUBSCRIPT: PROVIDE UNSWITCHED CONSTANT HOT TO EMERGENCY BALLAST AND SWITCHED HOT TO STANDARD BALLAST

D. CONTRACTOR SHALL FIELD VERIFY CEILING TYPE AND PROVIDE PROPER MOUNTING HARDWARE

E. ELECTRICAL CONTRACTOR SHALL VERIFY AVAILABLE CIRCUITS IN ELECTRICAL PANELS AND REUSE EXISTING CIRCUITS AS AVAILABLE

F. CONNECT LIGHTING CIRCUITS TO EXISTING LIGHTING CONTROL PANEL. COORDINATE CONTROL SEQUENCE AND TIME OF DAY SCHEDULING WITH FRANCHISEE

G. EXISTING 2X4 AND 2X2 LIGHTING TO BE RE-LENSED AND RE-LAMPED (WITH LED)

H. REFER TO A2.0 FOR ADDITIONAL EXTERIOR LIGHTS NOT SHOWN ON PLAN

I. ALL NEW LIGHTING TO BE COORDINATED WITH EXISTING MECHANICAL GRILLES

J. EXISTING ELECTRICAL PANEL LOCATIONS & NEW CIRCUITS SHALL BE VERIFIED BY E.C. E.C. SHALL COORDINATE & VERIFY FINAL ELECTRICAL WITH LIGHTING / SIGNAGE SUPPLIERS

K. PROVIDE ESCUTCHEON PLATES AND SEALANT AT ALL UTILITY PENETRATIONS OF WALLS, CEILINGS, AND FLOORS. DO NOT USE CAULK OR EXPANDING FOAM FOR SEALANT

L. ALL WIRING TO BE PER NEC INSTALLATION REQUIREMENTS SIZED FOR 40% MAX FILL PER NEC

M. RELOCATED DEVICES TO BE ROUTED IN FLEXIBLE METAL CONDUIT

N. G.C./E.C. IS RESPONSIBLE FOR FIELD VERIFYING THE EXISTING ELECTRICAL CAPACITY AND CONFIRMING THAT THE NUMBER OF SPARES AT THE PANELS IS ADEQUATE FOR THE ADDITION/RELOCATION OF THE SERVICES SHOWN. G.C. TO NOTIFY KFC PM IF EITHER SERVICE OR NUMBER OF SPARES IS FOUND TO NOT MEET THE NECESSARY REQUIREMENTS.

O. E.C. SHALL PROVIDE J-BOX FOR SIGNAGE BY SIGN VENDOR. FINAL CONNECTION TO BUILDING POWER BY E.C.

P. E.C. SHALL PROVIDE J-BOX FOR NEW EXTERIOR LIGHT FIXTURE. FINAL CONNECTION TO BUILDING POWER BY E.C.

Q. E.C. SHALL COORDINATE EXACT ROUTING OF ALL NEW AND RELOCATED CIRCUITS. FIELD VERIFY EXISTING CONDITIONS. ALL WORK AND WIRING PER NEC INSTALLATION REQUIREMENTS. ALL WORK TO BE CONCEALED. SURFACE MOUNT RACEWAYS ARE NOT PERMITTED

R. EXTERIOR DOOR CLOSERS SHALL BE ADJUSTED TO HAVE A MAXIMUM 5 LBS OPENING FORCE.

LIFE SAFETY REQUIREMENTS

FIRE RESISTANCE

RATINGS- TYPE V- B CONSTRUCTION
SINGLE OCCUPANCY BUILDING

FIRE RESISTANCE RATINGS - HR'S (2012 IBC TABLE 601)

BUILDING ELEMENT	REQUIRED	PROVIDED
STRUCTURAL FRAME INCLUDING COLUMNS, GIRDERS, TRUSSES	0	0
BEARING WALLS EXTERIOR	0	0
BEARING WALLS INTERIOR	0	0
NONBEARING WALLS AND PARTITIONS EXTERIOR	0	0
NONBEARING WALLS AND PARTITIONS INTERIOR	0	0
FLOOR CONSTRUCTION INCLUDING SUPPORTING BEAMS AND JOISTS	0	NA
ROOF CONSTRUCTION INCLUDING SUPPORTING BEAMS AND JOISTS	0	0

PLUMBING, MINIMUM FACILITIES (2015 IBC-P TABLE 403.1)

PLUMBING NOTE: SEPARATE FACILITIES SHALL BE PROVIDED FOR MALE AND FEMALE

OF TOTAL OCCUPANT LOAD

FIXTURE TYPE	REQUIRED	PROVIDED
WATER CLOSETS	1 PER 75	1 EACH
LAVATORIES	1 PER 200	1 EACH

INTERIOR FINISHES (2012 IBC 803)

CLASSIFICATION (IBC 803.1.1)
CLASS A: FLAME SPREAD INDEX 0-25; SMOKE-DEVELOPED INDEX 0-450.
CLASS B: FLAME SPREAD INDEX 26-75; SMOKE-DEVELOPED INDEX 0-450.
CLASS C: FLAME SPREAD INDEX 76-200; SMOKE-DEVELOPED INDEX 0-450.

OCCUPANCY (ASSEMBLY A-2, UNSPRINKLERED) (2012 IBC TABLE 803.9)
VERTICAL EXITS AND EXIT PASSAGEWAYS - CLASS B
EXIT ACCESS CORRIDORS AND OTHER EXITWAYS - CLASS B
ROOMS AND ENCLOSED SPACES - CLASS C

MEANS OF EGRESS (2012 IBC-B 1004 - 1005)

EGRESS WIDTH PER OCCUPANT - UNSPRINKLERED (2012 IBC-B 1005.3.1, 1005.3.2) STAIRWAYS (INCHES PER OCCUPANT)	0.3
OTHER EGRESS COMPONENTS (INCHES PER OCCUPANT)	0.2
EXIT ACCESS TRAVEL DISTANCE (2012 IBC-B TABLE 1017.2) ASSEMBLY OCCUPANCY, UNSPRINKLERED	200 FEET
CORRIDOR WIDTH (2012 IBC-B TABLE 1018.2) MINIMUM WIDTH	44 INCHES
DEADEND CORRIDOR LENGTH (2012 IBC-B 1018.4) MAXIMUM LENGTH	20 FEET
SIZE OF DOORS (2012 IBC-B 1008.1.1) MINIMUM CLEAR WIDTH	32 INCHES
STAIRWAY WIDTH (2012 IBC-B 1009.4) MINIMUM CLEAR WIDTH	44 INCHES

NUMBER OF EXITS AND CONTINUITY (2012 IBC-B 1021.2.4)

OCCUPANT LOAD	MIN NUMBER OF EXITS	# PROVIDED (EXISTING)
1-500 OCCUPANTS	2	3

THIS DOCUMENT IS THE PROJECT AND EXCLUSIVE PROPERTY OF KFC. NEITHER THE DOCUMENT NOR THE INFORMATION IT CONTAINS MAY BE COPIED OR USED FOR OTHER THAN THE SPECIFIC PROJECT FOR WHICH IT WAS PREPARED WITHOUT THE EXPLICIT CONSENT OF KFC.

PLOTTED: Wednesday, October 12, 2022 2:31:02 PM

LIS
2572 West State Road 426
Suite 2064, Oviedo, FL 32765
Phone: (321) 244-0402
Facsimile: (321) 244-9419

21430 Palm Beach Blvd
Alva, FL 33920
Phone: (239) 693-9244
Facsimile: (239) 693-9828

KFC

LIS ARCHITECTURE ENGINEERING

LAND INVESTMENT SERVICES, LLC
COA NO. AR35567

ARCHITECTURE & ENGINEERING OFFICE
2572 West State Road 426
Suite 2064, Oviedo, FL 32765
Phone: (321) 244-0402
Facsimile: (321) 244-9419

ENGINEERING OFFICE
21430 Palm Beach Blvd.
Alva, Flo. 33920
Phone: (239) 693-9244
Facsimile: (239) 693-9828

Digitally signed by Harold Hutter, III
DN: cn=Harold Hutter, III, o=Land Investment Services, LLC, ou, email=DanH@lis-ae.com, c=US
Date: 2022.11.01 '11:20:59 -04'00'

HAROLD DANIEL HUTTER III
LOUISANA ARCHITECT 9135

REVISION:

Mark	Date	By
1	10/6/22 FIRE MARSHAL / BLD COMMENTS	JC
2		
3		
4		
5		

PROJECT TITLE

KFC
6009 Bullard Ave
New Orleans, LA. 70128

COMMISSION NO.	L775075
ISSUE DATE	10/6/22

SHEET TITLE

FLOOR FINISH & CEILING PLANS

SHEET NO.

A-1.0

LIS PROJECT NO.: 2019-209

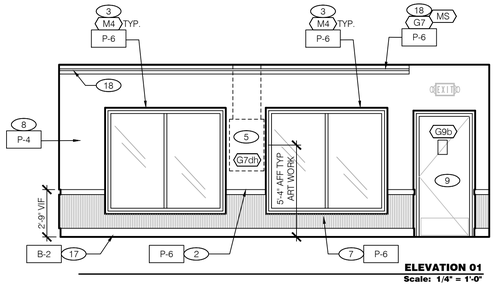

ELEVATION 01
Scale: 1/4" = 1'-0"

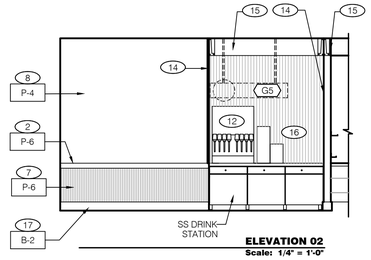

ELEVATION 02
Scale: 1/4" = 1'-0"

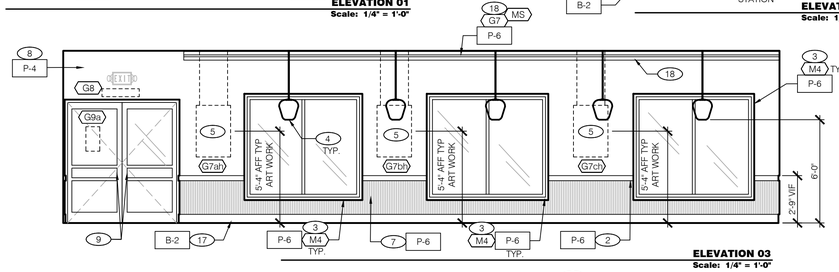

ELEVATION 03
Scale: 1/4" = 1'-0"

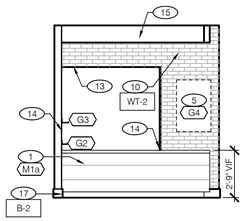

ELEVATION 04
Scale: 1/4" = 1'-0"

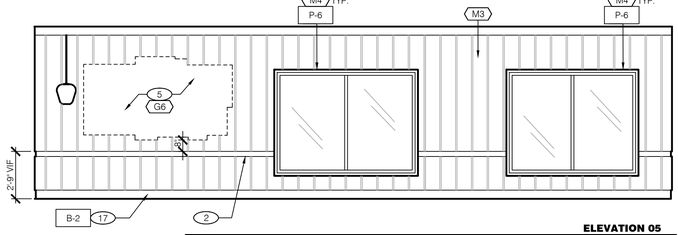

ELEVATION 05
Scale: 1/4" = 1'-0"

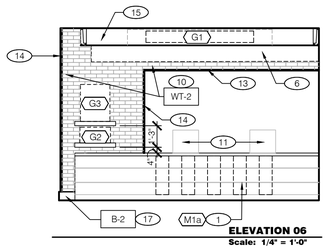

ELEVATION 06
Scale: 1/4" = 1'-0"

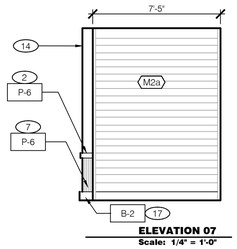

ELEVATION 07
Scale: 1/4" = 1'-0"

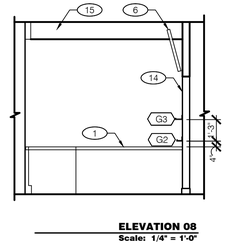

ELEVATION 08
Scale: 1/4" = 1'-0"

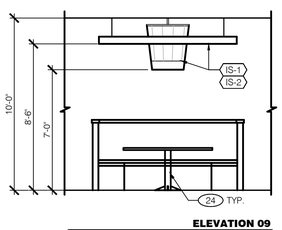

ELEVATION 09
Scale: 1/4" = 1'-0"

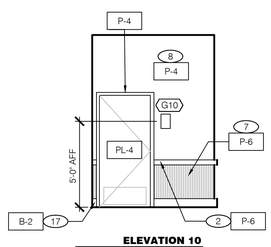

ELEVATION 10
Scale: 1/4" = 1'-0"

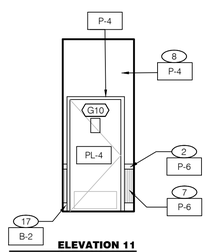

ELEVATION 11
Scale: 1/4" = 1'-0"

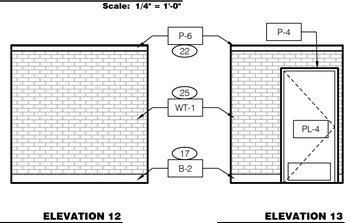

ELEVATION 12
Scale: 1/4" = 1'-0"

ELEVATION 13
Scale: 1/4" = 1'-0"

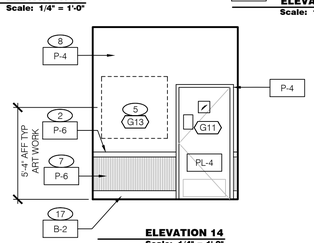

ELEVATION 14
Scale: 1/4" = 1'-0"

TYPICAL RESTROOM ELEVATION

FIXTURES & GRAPHICS PLACEMENT PLAN
Scale: 1/4" = 1'-0"

PLAN NORTH
TRUE NORTH

LEGEND

EXISTING TO REMAIN

NO WORK IN THIS AREA

INTERIOR ELEVATION KEY NOTES

REFER TO THE ADA SHEET FOR MOUNTING HEIGHTS AND DETAILS

1. NOT USED
2. NEW CHAIR RAIL PRE-PRIMED BY VENDOR
3. NOT USED
4. NEW PENDANT LIGHT FIXTURES - SEE CEILING PLAN
5. VENDOR PROVIDED ARTWORK, USE VENDOR TEMPLATE TO INSTALL
6. EXISTING MENUBOARD (NO TB MENU) IN NEW LOCATION ALIGN TEXT
7. INSTALL NEW WAINSCOT PRE-PAINTED
8. SKIM COAT EXISTING WALLS (TO LEVEL 3), PRIME AND PAINT ABOVE CHAIR RAIL.
9. EXISTING STOREFRONT DOORS
10. NEW WALL TILE
11. EXISTING POS EQUIPMENT INCLUDING UNDERCOUNTER CASH DRAWER BRACKETS IN NEW LOCATION
12. PEPSI DISPENSER / ICE MACHINE IN NEW LOCATION
13. NEW STAINLESS STEEL HEADER CAP
14. NEW SURFACE MOUNTED CORNER GUARDS
15. NEW ORDER COUNTER FAUX BEAMS OVERHEAD WITH DECORATIVE METAL BRACKETS
16. DRINK STATION PRE-FINISHED BACK PANEL PROVIDED W/ MILLWORK BY VENDOR
17. NEW 6" WALL BASE
18. NEW DECORATIVE CROWN TRIM WITH RAIL FOR HANGING ARTWORK
19. GC TO REPLACE TIOLETS WITH NEW ADA COMPLIANTS TOILETS, AMERICAN STANDARD "CHAMPION PRO" MODEL 3195A, 101/4225A, 104, INSTALL TO FULL ADA ACCORDANCE.
20. RELOCATE EXISTING MONITOR
21. NEW MIRROR WITH NEW ADA COMPLIANT LAVATORY, KOHLER K-2084, INSTALL TO FALL ADA ACCORDANCE
22. NEW DECORATIVE CROWN MOLDING AT TOP OF WALL TILE
23. NEW GRAB BARS - HORIZONTAL TO BE MOUNTED @36" TO TOP OF GRAB BAR WITH 18" VERTICAL GRAB BAR
24. NEW CORE DRILL TABLE POSTS
25. NEW RESTROOM WALL TILE
26. DECORATIVE CROWN MOLDING AT TOP OF WALL

NEW EQUIPMENT SCHEDULE

NO.	QTY	G.C. INST.	ITEM DESCRIPTION	MFR. & MODEL NUMBER	PLUMB	ELECT	GAS	REMARKS	NO.
			B CONTRACTOR BUILDING ELEMENTS						
B-241	2	X	SOAP DISPENSER (WALL MOUNT)	KAY 3675				SURFACE MOUNTED	B-241
B-265	2	X	MIRROR, 18" X 36"	BOBRICK #B-165-1836				SURFACE MOUNTED	B-265
B-275	2	X	TOILET PAPER DISPENSER	BOBRICK #B-2890				SURFACE MOUNTED	B-275
B-300	2	X	GRAB BAR 1-1/2"DIA X 36" S.S. FIN.	BOBRICK #B6806X36				SURFACE MOUNTED	B-300
B-305	2	X	GRAB BAR 1-1/2"DIA X 42" S.S. FIN.	BOBRICK #B6806X42				SURFACE MOUNTED	B-305
B-410	1	X	SANITARY NAPKIN RECEPTACLE	RUBBERMAID #6140				INCLUDES ACCESSORY KIT & MOUNTING HARDWARE	B-410
B-X01	2	X	HAND DRYER	WORLD DRY SMART DRY K-974		X		SURFACE MOUNT ADA COMPLIANT; CORD. W/ OWNER	B-X01
			S SERVING/DRIVE-THRU						
S-396	1	X	SELF SERVE DRINK COUNTER	CARTER HOFFMANN #CH3-TDS72N12					S-396

THIS DOCUMENT IS THE PRODUCT AND EXCLUSIVE PROPERTY OF KFC. NEITHER THE DOCUMENT NOR THE INFORMATION IT CONTAINS MAY BE COPIED OR USED FOR OTHER THAN THE SPECIFIC PROJECT FOR WHICH IT WAS PREPARED WITHOUT THE EXPLICIT CONSENT OF KFC.

PLOTTED: Tuesday, November 26, 2019 2:09:19 PM

LIS
2572 West State Road 426
Suite 2064, Oviedo, FL 32765
Phone: (321) 244-0402
Facsimile: (321) 244-9419

21430 Palm Beach Blvd
Alva, FL 33920
Phone: (239) 693-9244
Facsimile: (239) 693-9528

LIS ARCHITECTURE ENGINEERING
LAND INVESTMENT SERVICES, LLC
COA NO. AR26567
ARCHITECTURE / ENGINEERING OFFICE
2572 West State Road 426
Suite 2064, Oviedo, FL 32765
Phone: (321) 244-0402
Facsimile: (321) 244-9419

ENGINEERING OFFICE
21430 Palm Beach Blvd.
Alva, Fla. 33920
Phone: (239) 693-9244
facsimile: (239) 693-9528

KFC

Digitally signed by Harold Hutter, III
DN: cn=Harold Hutter, III, o=Land Investment Services, LLC, ou, email=DanH@lis-ae.com, c=US
Date: 2022.11.01 '11:21:16 -04'00

HAROLD DANIEL HUTTER III
LOUISANA ARCHITECT 9135

REVISION:

Mark	Date	By
1		
2		
3		
4		
5		

PROJECT TITLE

KFC
6009 Bullard Ave
New Orleans, LA. 70128

COMMISSION NO.	L775075
ISSUE DATE	10/21/19

SHEET TITLE

FIXTURE / GRAPHIC PLACEMENT PLAN & INTERIOR ELEVATIONS

SHEET NO.

A-1.1

LIS PROJECT NO.: 2019-209

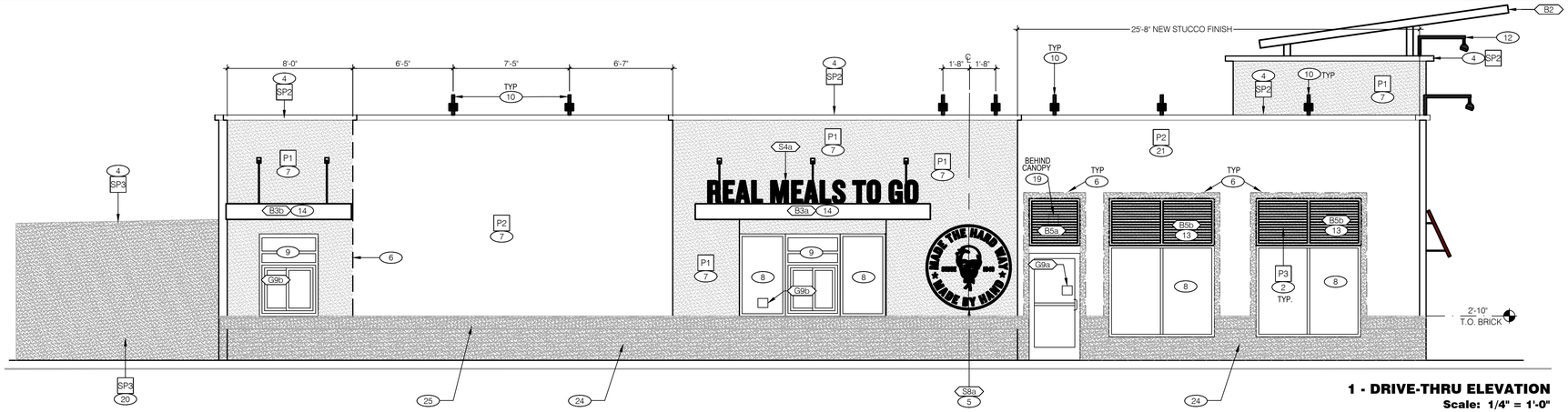

1 - DRIVE-THRU ELEVATION
Scale: 1/4" = 1'-0"

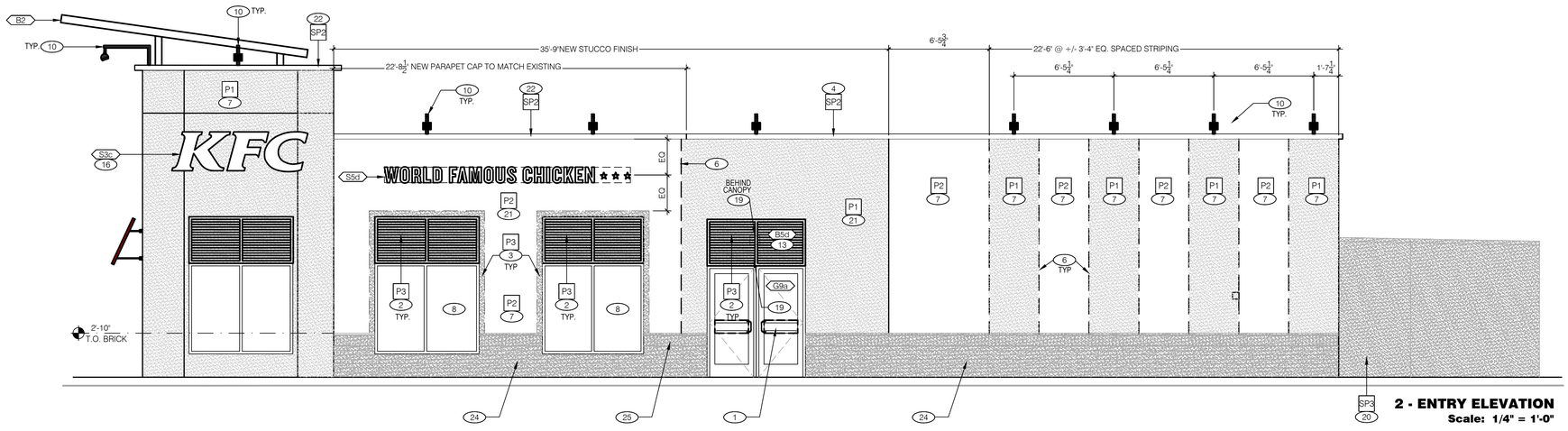

2 - ENTRY ELEVATION
Scale: 1/4" = 1'-0"

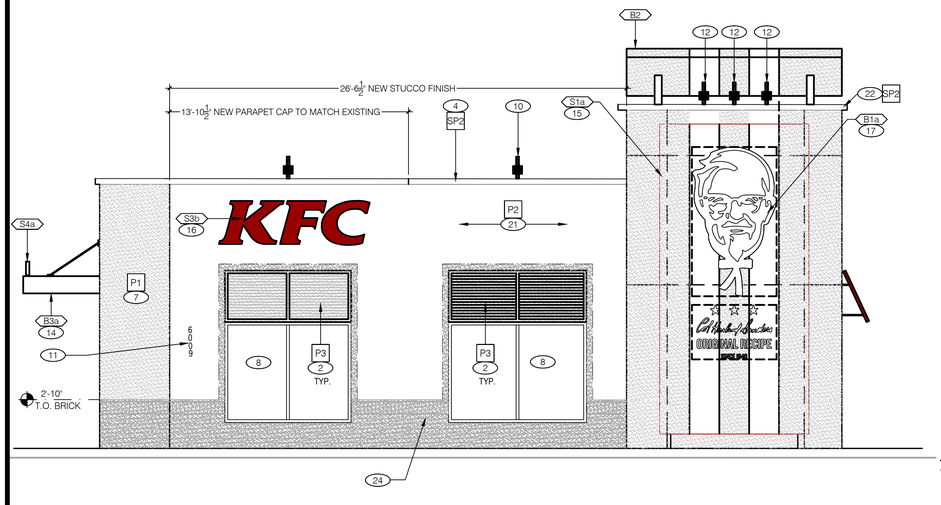

4 - REAR ELEVATION
Scale: 1/4" = 1'-0"

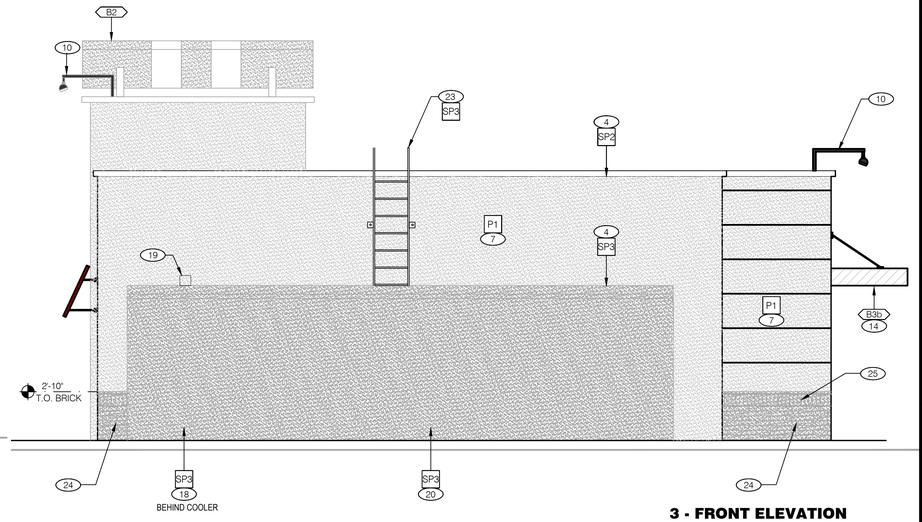

3 - FRONT ELEVATION
Scale: 1/4" = 1'-0"

FINISH SCHEDULE

MARK	LOCATION	MFG / CONTACT		MODEL #/COLOR	REMARKS
P1	EXTERIOR PAINT	BENJAMIN MOORE	DOROTHY HAZINSKI P: (800) 635-5147 ext. 1841 C: (330) 353-3850 dorothy.hazinski@benjaminmoore.com	AURA EXTERIOR PAINT EXOTIC RED 2086-10 SATIN (631) 100% ACRYLIC HYBRID RESIN	SELF-PRIMING
P2	EXTERIOR PAINT	BENJAMIN MOORE	DOROTHY HAZINSKI P: (800) 635-5147 ext. 1841 C: (330) 353-3850 dorothy.hazinski@benjaminmoore.com	AURA EXTERIOR PAINT WEDDING VEIL 2125-70 SATIN (631) 100% ACRYLIC HYBRID RESIN	SELF-PRIMING
P3	EXTERIOR PAINT	BENJAMIN MOORE	DOROTHY HAZINSKI P: (800) 635-5147 ext. 1841 C: (330) 353-3850 dorothy.hazinski@benjaminmoore.com	AURA EXTERIOR PAINT BLACK HORIZON 2132-30 SATIN (631) 100% ACRYLIC HYBRID RESIN	SELF-PRIMING
SP1	EXTERIOR METAL	BENJAMIN MOORE	DOROTHY HAZINSKI P: (800) 635-5147 ext. 1841 C: (330) 353-3850 dorothy.hazinski@benjaminmoore.com	MAP ULTRA LOW VOC SATIN ACRYLIC POLYURETHANE CUSTOM MATCH BENJAMIN MOORE 2086-10 EXOTIC RED SATIN FINISH	
SP2	EXTERIOR METAL	BENJAMIN MOORE	DOROTHY HAZINSKI P: (800) 635-5147 ext. 1841 C: (330) 353-3850 dorothy.hazinski@benjaminmoore.com	MAP ULTRA LOW VOC SATIN ACRYLIC POLYURETHANE CUSTOM MATCH BENJAMIN MOORE 2125-70 WEDDING VEIL SATIN FINISH	
SP3	EXTERIOR METAL	BENJAMIN MOORE	DOROTHY HAZINSKI P: (800) 635-5147 ext. 1841 C: (330) 353-3850 dorothy.hazinski@benjaminmoore.com	MAP ULTRA LOW VOC SATIN ACRYLIC POLYURETHANE CUSTOM MATCH BENJAMIN MOORE 2123-30 BLACK HORIZON SATIN FINISH	

FINISH NOTES

1. EXISTING STOREFRONT DOORS TO REMAIN.
2. PAINT WALL SURFACE BEHIND NEW AWNINGS
3. PAINT 4" WIDE BORDER WINDOW SURROUND AS INDICATED
4. EXISTING PARAPET COPING TO BE PAINTED
5. STENCIL PAINTED GRAPHIC ELEMENT
6. PAINT LINE TRANSITION
7. PAINT NEW BUILDING FINISH
8. EXISTING WINDOWS TO REMAIN
9. EXISTING DRIVE THRU WINDOW
10. NEW EXTERIOR LIGHT FIXTURE CENTERED ON WINDOW AND/OR GRAPHIC, OTHERWISE AS INDICATED IN ELEVATION. PATCH AND REPAIR ROOF MEMBRANE AT FIXTURE ATTACHMENT POINT
11. INSTALL ADDRESS NUMBERS AFTER PAINTING
12. NEW ACCENT LIGHT FIXTURE, REFER TO LIGHT FIXTURE SCHEDULE
13. NEW PRE-FINISHED METAL LOUVERED AWNINGS (AWNINGS ABOVE DOORS TO HAVE RAIN DIVERTERS)
14. NEW DRIVE-THRU CANOPY
15. NEW VINYL GRAPHICS APPLIED TO NEW TOWER PANELS
16. NEW KFC INDIVIDUAL LETTER FACES AND CABINET CANS.
17. NEW METAL PANEL SYSTEM ATTACHED TO AND HELD OFF EXISTING TOWER TOP OF PANELING TO ALIGN WITH BOTTOM OF EXISTING TOWER COPING.
18. EXISTING SECURITY DOOR AND FRAME TO BE PAINTED
19. NEW EXTERIOR WALL LIGHT, M-3 (MOUNT BEHIND CANOPY)
20. EXISTING EXTERIOR COOLER BOX TO BE PAINTED
21. 7/8" STUCCO FINISH WITH WIRE LATH TEXTURE TO MATCH EXISTING
22. NEW PARAPET METAL COPING CAP TO MATCH EXISTING
23. EXISTING ROOF ACCESS LADDER TO BE PAINTED
24. NEW THIN BRICK FINISH MIDNIGHT BLACK OR EQUIVALANT
25. ROWLOCK BRICK COURSING

IMAGE COMPONENTS SCHEDULE (XX)

TAG	QTY.	ITEM DESCRIPTION	ELEC
SIGNAGE			
S1a	1	VINYL LOGO/GRAPHICS FOR TOWER PANEL - FULL HT.	
S3a	0	KFC CHANNEL LETTERS - 30" RED	X
S3b	1	KFC CHANNEL LETTERS - 24" RED	X
S3c	0	KFC CHANNEL LETTERS - 30" WHITE	X
S4a	1	"REAL MEALS TO GO" DIMENSIONAL LETTERS FOR 15' DT CANOPY	
S5d	1	"WORLD FAMOUS CHICKEN" 12" LETTERS - PIN TO BLD	
S8a	1	"HARD WAY" PAINT TEMPLATE - 57" ROUND	
S8d	0	"HARD WAY" PAINT TEMPLATE - 4'-6" x 10'-4"	
G9a	2	STORE HOURS - ENTRY	
G9b	2	STORE HOURS - DT WINDOW	
BUILDING EXTERIOR ELEMENTS			
B1a	1	TOWER PANEL WITH LOGO AND GRAPHICS -FULL HT.	
B2	1	TOWER LID CANOPY	
B3a	1	DT WINDOW CANOPY - 15' WIDE	X
B3b	1	DT WINDOW CANOPY - 8' WIDE	
B5a	1	SHUTTERED AWNINGS - 3'-4" WIDE	
B5b	3	SHUTTERED AWNINGS - 8'-5" WIDE	
B5c	2	SHUTTERED AWNINGS - 6'-4" WIDE	
B5d	0	SHUTTERED AWNINGS - 6'-0" WIDE	
B5e	0	SHUTTERED AWNINGS - 3'-8" WIDE	

LIS
2572 West State Road 426
Suite 2064, Oviedo, FL 32765
Phone: (321) 244-0402
Facsimile: (321) 244-9419

21430 Palm Beach Blvd
Alva, FL 33920
Phone: (239) 693-9244
Facsimile: (239) 693-9828

LIS ARCHITECTURE ENGINEERING
LAND INVESTMENT SERVICES, LLC
COA NO. AF0567
ARCHITECTURE / ENGINEERING OFFICE
2572 West State Road 426
Suite 2064, Oviedo, FL 32765
Phone: (321) 244-0402
facsimile: (321) 244-9419

ENGINEERING OFFICE
21430 Palm Beach Blvd.
Alva, Fla. 33920
Phone: (239) 693-9244
facsimile: (239) 693-9828

Digitally signed by Harold Hutter, III
DN: cn=Harold Hutter, III, o=Land Investment Services, LLC, ou, email=DanH@lis-ae.com, c=US
Date: 2022.11.01 '11:21:33 -04'00

HAROLD DANIEL HUTTER III
LOUISANA ARCHITECT 9135

REVISION:

Mark	Date	By
1		
2		
3		
4		
5		

PROJECT TITLE

KFC
6009 Bullard Ave
New Orleans, LA. 70128

COMMISSION NO.	L775075
ISSUE DATE	10/21/19

SHEET TITLE
EXTERIOR ELEVATIONS

SHEET NO.
A-2.0

LIS PROJECT NO.: 2019-209

THIS DOCUMENT IS THE PRODUCT AND EXCLUSIVE PROPERTY OF KFC. NEITHER THE DOCUMENT NOR THE INFORMATION IT CONTAINS MAY BE COPIED OR USED FOR OTHER THAN THE SPECIFIC PROJECT FOR WHICH IT WAS PREPARED WITHOUT THE EXPLICIT CONSENT OF KFC.

PLOTTED: Tuesday, November 26, 2019 2:10:24 PM

KFC GRAPHIC SCHEDULE

GRAPHICS	
G1	"KITCHEN" SIGN
G2	CHALK BOARD - PRINTED
G3	REAL MEALS GUARANTEE
G4	SECRET PROCESS ART
G5	PEPSI FILLING STATION SIGN
G6	FOCAL WALL ART
G7	POSTER ARTWORK HANGING RAIL SYSTEM
G7ah	POSTER ARTWORK - 2 SIDED - "SOUTHERN INSPIRED"/"BUCKET LIST"
G7bh	POSTER ARTWORK - 2 SIDED -"SANDERS FOR SENATOR"/"4000 STATUES"
G7ch	POSTER ARTWORK - 2 SIDED - "COLONEL 101"/"SECRET RECIPE"
G7dh	POSTER ARTWORK - 2 SIDED - "No1 CHICKEN SALESMAN"/"PRESSURE COOKER"
G8	"THANKS" MESSAGE
G9a	STORE HOURS - ENTRY DOOR
G9b	STORE HOURS - DT WINDOW
G9c	STORE HOURS - SPEAKER POST
G10a	RESTROOM SIGNS - LADIES
G10b	RESTROOM SIGNS - GENTS
G11	COLONEL'S OFFICE SIGN
G12	RESTROOM MIRROR MESSAGE
G13	COMMUNITY BOARD
G14	CONDIMENT STATION ARROW SIGN
G15a	BOH ART - COMMUNICATION BOARD (VERT & HORIZ)
G15b	BOH ART - FAMILY PRIDE BOARD
G15c	BOH ART - COLONEL PROUD BANNER
G15d	BOH ART - COLONEL TIE MIRROR
G15e	BOH ART - GREATEST CHICKEN COLLAGE
G15f	BOH ART - SERVICE PROMISE SIGN (STANDARD 60"X47" AND SMALL 30"X24")

KFC DECOR SCHEDULE

TAG	ITEM DESCRIPTION
INTERIOR SPECIALTIES	
IS-1	BUCKET
IS-2	RING CEILING ELEMENT
DECOR	
D1	SANDERS BOOTH - SINGLE 43"
D2	SANDERS BOOTH DOUBLE 43"
D3	TRASH UNIT - SINGLE
D4	TRASH UNIT - DOUBLE
D5a	TABLE TOP - 21" X 24"
D5b	TABLE TOP - 24" X 42"
D5c	TABLE TOP - 24" X 42" HC W/ SYMBOL
D5d	TABLE TOP - 30" X 42" HC W/ SYMBOL
D5e	TABLE TOP - 30" X 33-1/2"
D5f	TABLE TOP - 30" ROUND
D5g	TABLE TOP - 30" ROUND HC W/ SYMBOL
D5h	TABLE TOP - 36" ROUND
D6	FOCAL TABLE 60" ROUND WITH CUSTOM BASE
CHAIRS	
C1	CAFE DINING CHAIRS
C2	CAFE DINING CHAIRS - KFC RED SEAT
C3	CAFE BAR CHAIRS - KFC RED SEAT
MILLWORK	
MIa	K30 FRONT COUNTER SYSTEM - FRONT COUNTER / DIVIDER WALL / BEAM SYSTEM / DRINK COUNTER / DRINK COUNTER BEAM SYSTEM
MIb	K50 FRONT COUNTER SYSTEM - FRONT COUNTER / DIVIDER WALL / BEAM SYSTEM / DRINK COUNTER / DRINK COUNTER BEAM SYSTEM
MIc	K38 FRONT COUNTER SYSTEM - FRONT COUNTER / DIVIDER WALL / BEAM SYSTEM / DRINK COUNTER / DRINK COUNTER BEAM SYSTEM
MId	K60 FRONT COUNTER SYSTEM - FRONT COUNTER / DIVIDER WALL / BEAM SYSTEM / DRINK COUNTER / DRINK COUNTER BEAM SYSTEM
MIe	K32 FRONT COUNTER SYSTEM - FRONT COUNTER / DIVIDER WALL / BEAM SYSTEM / DRINK COUNTER / DRINK COUNTER BEAM SYSTEM
MIf	K90 FRONT COUNTER SYSTEM - FRONT COUNTER / DIVIDER WALL / BEAM SYSTEM / DRINK COUNTER / DRINK COUNTER BEAM SYSTEM
MIg	Y04 FRONT COUNTER SYSTEM - FRONT COUNTER / DIVIDER WALL / BEAM SYSTEM / DRINK COUNTER / DRINK COUNTER BEAM SYSTEM
M2a	ENTRY FOCAL WALL WITH REAL MEALS QUOTE - STANDARD - ALL REMODELS EXCEPT K50
M2b	ENTRY FOCAL WALL WITH REAL MEALS QUOTE - OVER CHAIR RAIL - K50 REMODELS
M3a	FOCAL WALL PANELS - CELEBRITY RED WALL INCLUDING WINDOW AND TOP TRIM - ALL REMODELS EXCEPT K50
M3b	FOCAL WALL PANELS - CELEBRITY RED WALL INCLUDING TOP TRIM - K50 REMODELS (NO WINDOWS)
M4	WINDOW TRIM
M5	CROWN TRIM
M6	BUCKET BOOTH WITH BAR COUNTER/CURVED GLASS DIVIDER SCREEN
M7	CONDIMENT STATION WITH RAIL ASSEMBLY
M8	DIVIDER WALL PANELS, HALF WALL COCOA PANELS

KFC IMAGE COMPONENTS SCHEDULE

TAG	ITEM DESCRIPTION
SIGNAGE	
S1a	VINYL LOGO/GRAPHICS FOR TOWER PANEL - FULL HT.
S1b	VINYL LOGO/GRAPHICS FOR TOWER PANEL - HALF HT.
S3a	KFC CHANNEL LETTERS - 30" RED
S3b	KFC CHANNEL LETTERS - 24" RED
S3c	KFC CHANNEL LETTERS - 30" WHITE
S3d	KFC CHANNEL LETTERS - 24" WHITE
S4a	"REAL MEALS TO GO" DIMENSIONAL LETTERS FOR 15' DT CANOPY
S4b	"REAL MEALS TO GO" VINYL LETTERS FOR 8' DT CANOPY
S5b	"WORLD FAMOUS CHICKEN" 16" LETTERS - PAINT TEMPLATE (VERTICAL & HORIZONTAL)
S5c	"WORLD FAMOUS CHICKEN" 12" LETTERS - PAINT
S5d	"WORLD FAMOUS CHICKEN" STACKED LETTERS-PAINT
S6	"REAL MEALS" BUCKET SIGN
S7	"REAL MEALS TO GO" BUCKET SIGN
S8a	"HARD WAY" PAINT TEMPLATE - 57" ROUND
S8c	"HARD WAY" PAINT TEMPLATE - 14'-4" HORIZONTAL
S8d	"HARD WAY" PAINT TEMPLATE - 10'-4" HORIZONTAL
S10	READER BOARD GRAPHIC INSERTS "REAL MEALS TO GO" (BOTH SIDES
S11a	PYLON FACE REPLACEMENT (BOTH SIDES) - 8'X14'
S11b	PYLON FACE REPLACEMENT (BOTH SIDES) - 12'X8'
S12a	PYLON-LARGE PYLON HORIZONTAL - SITE SPECIFIC
S12b	PYLON-LARGE PYLON VERTICAL
S13	DIRECTIONAL SIGN FACE REPLACEMENT (BOTH SIDES)
S14	NEW DIRECTIONAL SIGN
BUILDING EXTERIOR ELEMENTS	
B1a	TOWER PANEL WITH LOGO AND GRAPHICS - FULL HEIGHT WITH EXTENDER
B1b	TOWER PANEL WITH LOGO AND GRAPHICS - HALF HT.
B2	TOWER LID CANOPY
B3a	DT WINDOW CANOPY - 15' WIDE
B3b	DT WINDOW CANOPY - 8' WIDE
B4	DT - ORDER POINT CANOPY
B5a	SHUTTERED AWNINGS - 6'-4" - WIDE RED
B5b	SHUTTERED AWNINGS - 7'-3" - WIDE RED
B5c	SHUTTERED AWNINGS - 3'-4" - WIDE RED

PAINT SCHEDULE

MARK	LOCATION	MFG / CONTACT		MODEL #/COLOR	REMARKS
P1	EXTERIOR PAINT	BENJAMIN MOORE	KURT MCCLELLAND P:(800)635-5147 C:(502)640-1608 kurt.mcclelland@benjaminmoore.com	AURA EXTERIOR PAINT EXOTIC RED 2086-10 LOW LUSTER (634)	MASONRY SUBSTRATE PRIMER: N068; GLAZED TILE SUBSTRATE PRIMER SXA-110
P2	EXTERIOR PAINT	BENJAMIN MOORE	KURT MCCLELLAND P:(800)635-5147 C:(502)640-1608 kurt.mcclelland@benjaminmoore.com	REGAL SELECT EXTERIOR PAINT WEDDING VEIL 2125-70 LOW LUSTER (N401)	MASONRY SUBSTRATE PRIMER: N068; GLAZED TILE SUBSTRATE PRIMER SXA-110
P3	EXTERIOR PAINT	BENJAMIN MOORE	KURT MCCLELLAND P:(800)635-5147 C:(502)640-1608 kurt.mcclelland@benjaminmoore.com	AURA EXTERIOR PAINT BLACK HORIZON 2132-30 LOW LUSTER (634)	MASONRY SUBSTRATE PRIMER: N068; GLAZED TILE SUBSTRATE PRIMER SXA-110
P4	INTERIOR PAINT	BENJAMIN MOORE	KURT MCCLELLAND P:(800)635-5147 C:(502)640-1608 kurt.mcclelland@benjaminmoore.com	PRECATALYZED EPOXY LA PALOMA GRAY 1551 EGGSHELL (V342) - INTERIOR WALLS SEMI GLOSS (V341) - DOOR AND FRAMES	PRIME ALL NEW SUBSTRATES WITH BENJAMIN MOORE FRESH START PRIMER #02300
P6	INTERIOR PAINT	BENJAMIN MOORE	KURT MCCLELLAND P:(800)635-5147 C:(502)640-1608 kurt.mcclelland@benjaminmoore.com	PRECATALYZED EPOXY WEDDING VEIL 2125-70 EGGSHELL (V342) - INTERIOR WALLS SEMI GLOSS (V341) -DOORS AND FRAMES	PRIME ALL NEW SUBSTRATES WITH BENJAMIN MOORE FRESH START PRIMER #02300
P11	EXTERIOR PAINT	SHERWIN WILLIAMS	CHARLES JENNISON P:(440)846-4335 charles.jennison@sherwin.com	COLOR: REMBRANDT RUBY CODE: SW #0033 100% ACRYLIC HYBRID RESIN	RED NEUTRAL (USE W/ P12, P13)
P12	EXTERIOR PAINT	SHERWIN WILLIAMS	CHARLES JENNISON P:(440)846-4335 charles.jennison@sherwin.com	COLOR: PURE WHITE CODE: SW #7005 100% ACRYLIC HYBRID RESIN	RED NEUTRAL (USE W/ P11, P13) GREY NEUTRAL (USE W/ P21, P13)
P13	EXTERIOR PAINT	SHERWIN WILLIAMS	CHARLES JENNISON P:(440)846-4335 charles.jennison@sherwin.com	COLOR: IRON ORE CODE: SW #7069 100% ACRYLIC HYBRID RESIN	RED NEUTRAL (USE W/ P11, P12) GREY NEUTRAL (USE W/ P21, P12)
P21	EXTERIOR PAINT	SHERWIN WILLIAMS	CHARLES JENNISON P:(440)846-4335 charles.jennison@sherwin.com	COLOR: DOVE TAIL CODE: SW #7018 100% ACRYLIC HYBRID RESIN	GREY NEUTRAL (USE W/ P12, P13)
P31	EXTERIOR PAINT	BENJAMIN MOORE	KURT MCCLELLAND P:(800)635-5147 C:(502)640-1608 kurt.mcclelland@benjaminmoore.com	AURA EXTERIOR PAINT BEIGEWOOD BM1007 LOW LUSTER (634)	EARTH TONES MASONRY SUBSTRATE PRIMER: N068; GLAZED TILE SUBSTRATE PRIMER SXA-110 (USE W/ P32, P33)
P32	EXTERIOR PAINT	SHERWIN WILLIAMS	CHARLES JENNISON P:(440)846-4335 charles.jennison@sherwin.com	COLOR: CREAMY CODE: SW #7012 100% ACRYLIC HYBRID RESIN	EARTH TONES (USE W/ P31, P33)
P33	EXTERIOR PAINT	BENJAMIN MOORE	KURT MCCLELLAND P:(800)635-5147 C:(502)640-1608 kurt.mcclelland@benjaminmoore.com	AURA EXTERIOR PAINT NIGHT HORIZON 2134-10 LOW LUSTER (634)	EARTH TONES MASONRY SUBSTRATE PRIMER: N068; GLAZED TILE SUBSTRATE PRIMER SXA-110 (USE W/ P31, P32)

SPECIALITY PAINT (METAL)

SP1	EXTERIOR METAL	BENJAMIN MOORE	KURT MCCLELLAND P:(800)635-5147 C:(502)640-1608 kurt.mcclelland@benjaminmoore.com	COROTECH POLYESTER URETHANE 2086-10 EXOTIC RED (V520) GLOSS CATALYST	COROTECH PRIMER (V132)
SP2	EXTERIOR METAL	BENJAMIN MOORE	KURT MCCLELLAND P:(800)635-5147 C:(502)640-1608 kurt.mcclelland@benjaminmoore.com	COROTECH POLYESTER URETHANE 2125-70 WEDDING VEIL (V520) GLOSS CATALYST	COROTECH PRIMER (V132)
SP3	EXTERIOR METAL	BENJAMIN MOORE	KURT MCCLELLAND P:(800)635-5147 C:(502)640-1608 kurt.mcclelland@benjaminmoore.com	COROTECH POLYESTER URETHANE 2123-30 BLACK HORIZON (V520) GLOSS CATALYST	COROTECH PRIMER (V132)
SP4	EXTERIOR METAL	BENJAMIN MOORE	KURT MCCLELLAND P:(800)635-5147 C:(502)640-1608 kurt.mcclelland@benjaminmoore.com	COROTECH POLYESTER URETHANE 2132-10 BLACK (V520) GLOSS CATALYST	COROTECH PRIMER (V132) ALL FREESTANDING SIGNAGE POLES AND OUTER BOX

LIGHTING SCHEDULE

NO.	LOCATION	MRG/CATALOG NUMBER	DESCRIPTION	WATTS/ VOLTS
D-1	SALES FLOOR	ELITE: B6IC-AT-W (HOUSING) TCP: 70874 LED14DR5630K95	6" IC AIR SHUT RECESSED CAN WITH MEDIUM BASE SOCKET AND HANGER BARS, WHITE 6" 3000K 95 CRI TRIM WITH QUICK CONNECT PLUG	14 WATTS / 120 VOLTS
D-4	FRONT COUNTER	GREEN CREATIVE 580268.5DLNC4DIM/830	4" LED DOWNLIGHT, WHITE FINISH, 3000K WITH DRIVE BUILT IN	9 WATTS / 120 VOLTS
D-5	FRONT COUNTER	LOTUS LIGHTING LL3G-30K-WH	3" ADJUSTABLE GIMBAL, ROUND RECESSED LED LIGHT, WHITE FINISH, 3000K WITH DRIVE INCLUDED	8 WATTS / 120 VOLTS
F-2	SALES FLOOR	MINKA: 2260-84	GLASS PENDANT WITH BRUSHED NICKEL FINISH MEDIUM BASE SOCKET	3 WATTS / 120 VOLTS
T-3	SALES FLOOR	GREEN CREATIVE 8TRSG4DIM/830NF30/W/J	VERTICAL INTEGRADED LED TRACK LIGHT WHITE FINISH 3000K 30 DEGREE BEAM	9 WATTS / 120 VOLTS
TRACK	SALES FLOOR	JUNO: 8-FT 6-FT 4-FT 2-FT	SINGLE CIRCUIT LINE VOLTAGE TRACK WHITE FINISH	
T-2	MENU BOARD LIGHT	CONTECH: CTL181V3CDP	VERTICAL INTEGRADED LED WALL WASHER TRACK LIGHT 3000K HI CRI	35 WATTS/ 120 VOLTS
TRACK	MENU BOARD	CONTECH: LT8P LT4P LT6P LT2P	SINGLE CIRCUIT LINE VOLTAGE TRACK WHITE FINISH	
D1CA	TITLE 24 SALES FLOOR DOWNLIGHT (REPLACEMENT)	ELITE: B6-GU24-IC-120-W (HOUSING) ELITE: RL628DIMTR-120-30K-90+-W-WH-GU24SA	6" IC AIR SHUT RECESSED CAN WITH GU24 BASE SOCKET AND HANGER BARS	15 WATTS / 120 VOLTS
L-1	SALES FLOOR RECESSED TROFFER	MOBERN: MFPEL24LED50DMVWH35	2X4 LED EDGELIT FLAT PANEL 3500K	4 WATTS / 120 VOLTS
L-2	SALES FLOOR RECESSED TROFFER	MOBERN: MFPEL22LED35DMVWH35	2X2 LED EDGELIT FLAT PANEL 3500K	35 WATTS / 120 VOLTS
L-3	RESTROOM RECESSED TROFFER	MOBERN: MFPEL14LED37DMVWH35 MOBERN: SMKT14-MFPEL	1X4 LED EDGELIT FLAT PANEL 3500K WITH FLANGE KIT	37 WATTS / 120 VOLTS
G-1	EXIT	LIGHTALARMS, QLXN500R-N, LED EXIT SIGN	UNIVERSAL WHITE EXIT WITH 2 HEADED EM	
EM4	EMERGENCY WALL PACK	LIGHTALARMS, LCA-25Q		

EXTERIOR FIXTURES

E-1	TOP OF WALL	AMERLUX: WAF1/30/BLK (LIGHT) AMERLUX: WAF1/BLDG MNT/BLK-36IN (BRACKET)	SINGLE ARRAY LED FLOOD LIGHT 3000K BLACK FINISH WITH CUSTOM 36" ARM BRACKET BLACK FINISH	24 WATTS / 120 VOLTS
E-2	ABOVE BANNER PANEL	AMERLUX: FL1/HWS/30/BLK (LIGHT) AMERLUX: WAF1/BLDG MNT/BLK-48IN (BRACKET)	SINGLE ARRAY LED FLOOD LIGHT 3000K BLACK FINISH WITH CUSTOM 48" ARM BRACKET BLACK FINISH HORIZONTAL WIDE SPOT BEAM	31 WATTS / 120 VOLTS
M-3	WALL SCONCE	RAB: WPLED20Y	EXTERIOR RATED LED WALL PACK 3000K BRONZE FINISH	20 WATTS / 120 VOLTS
G-2	WALL SCONCE	LIGHTALARMS, CAM-SD-DB-CW	2 HEAD LED EXTERIOR WALL PACK EMERGENCY LIGHT, DARK GREY	

FIRE MARSHAL MISSING SHEET

△1

DOOR SCHEDULE

DOOR NO.	DOOR SIZE	TYPE	DOOR	FRAME	BUTTS				LOCKS						CLOSERS			KICKPLATE			THRESHOLD			DOOR STOP			PUSH		PULL		MISC.					REFERENCE NOTES
					1	2	3	4	1	2	3	4	5	6	1	2	3	1	2	3	1	2	3	1	2	3	1	2	1	2	1	2	3	4	5	
		SEE DOOR TYPES, THIS SHEET	SEE DOOR TYPES, THIS SHEET	SEE DOOR TYPES, THIS SHEET	ONE PAIR OFFSET PIVOTS	1 1/2 PR, BOMMER #5000-450, 4-1/2" x 4-1/2"	CONTINUOUS HINGE INCLUDED IN PACKAGE	DOUBLE SWING HINGE INCLUDED IN PACKAGE	YALE B-PB5402 LNIC PRIVACY SET	YALE B-PB5407 LNIC OFFICE	FULL LENGTH LATCH PROTECTOR INCL. IN PACKAGE	PANIC HARDWARE INCLUDED IN PACKAGE	FLUSH BOLT/DEAD BOLT BY MFR AS REQUIRED	COMBO KEY CODE W/ LATCH TYPE HANDLE	I.D.C. 8050	CLOSER INCLUDED IN PACKAGE	DORMA 7414 ARPxSNB689	STAINLESS STEEL 10" x .050 X 2" L.T.D.W. **	KICKPLATE INCLUDED IN PACKAGE		ACCESSIBLE ALUM. THRESHOLD BY DOOR MFR.	THRESHOLD INCLUDED IN PACKAGE				WALL STOP - ROCKWOOD 409	PUSH PLATE CHMI BUCKET	PUSH PLATE ROCKWOOD 70F - 8" x 16"	PULL PLATE CHMI BUCKET	PULL PLATE ROCKWOOD 70C x 107 - 4" x 16"	DOOR SIGN (ADA ACCESSIBLE)	DOOR SIGN (GENDER)	SWEEP (VISTA 231 STD) NGP 101VA	PEST CONTROL DOOR SWEEP: SEALEZE / #D480CLA09BL	PROVIDE A SIGN STATING "THIS DOOR TO REMAIN UNLOCKED DURING BUSINESS HOURS"	
1	3'-0" x 6'-8" x 1-3/4"	A	WD	HM		X			X								X	X								X					X	X				1,2, 3, 4, 5
2	3'-0" x 6'-8" x 1-3/4"	A	WD	HM		X			X								X	X								X					X	X				1, 2, 3, 4, 5
3	3'-0" x 6'-8" x 1-3/4"	B	WD	HM		X								X			X	X																		1,2, 3, 5, 6, 7

1. MOUNT DOOR CLOSER ON KITCHEN AND RESTROOM SIDE ONLY.
2. MOUNT KICK PLATE ON PUSH SIDE ONLY.
3. MAXIMUM DOOR OPERATING PRESSURE: 5 LBs INTERIOR / 8.5 LBs EXTERIOR; MEASURED at 90 DEGREES TO THE DOOR AT THE STRIKE EDGE.
4. ADA COMPLIANT ACCESSIBILITY SIGNAGE, INCLUDE BRAILLE AS REQUIRED BY LOCAL JURISDICTION: (1) MEN, (1) WOMEN.
5. UNDERCUT DOOR ¾" (TO ALLOW FOR RETURN AIR PASSAGE).
6. PROVIDE LATCH TYPE HANDLE WITH LOCK FOR KITCHEN DOOR PROVIDE COMMERCIAL KEY CODE LOCK. CORD. W/ CONST. MNGR.
7. PROVIDE 12x12 VISION PANEL

DOOR SCHEDULE NOTES

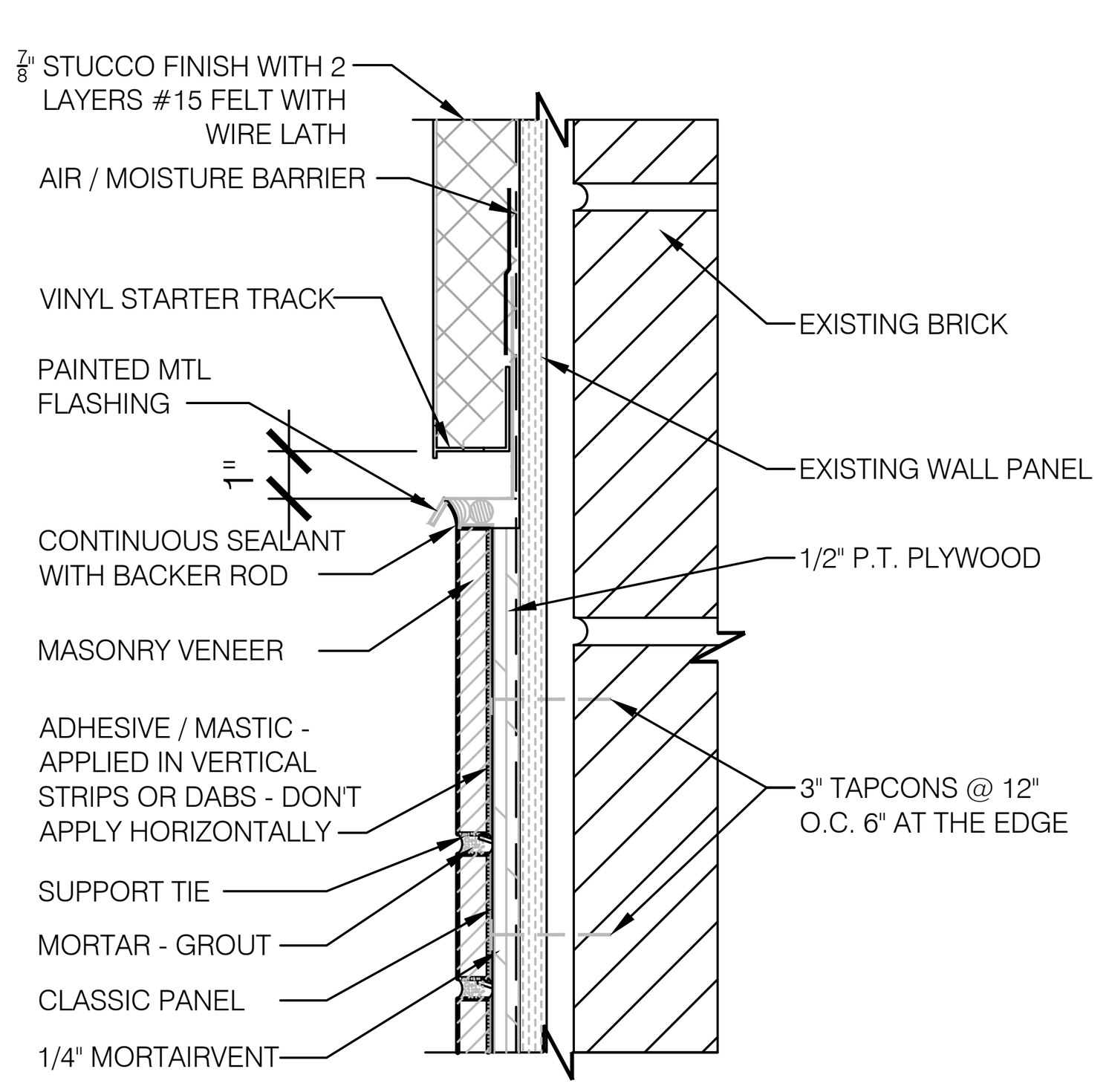

STUCCO to THIN BRICK TRANSITION

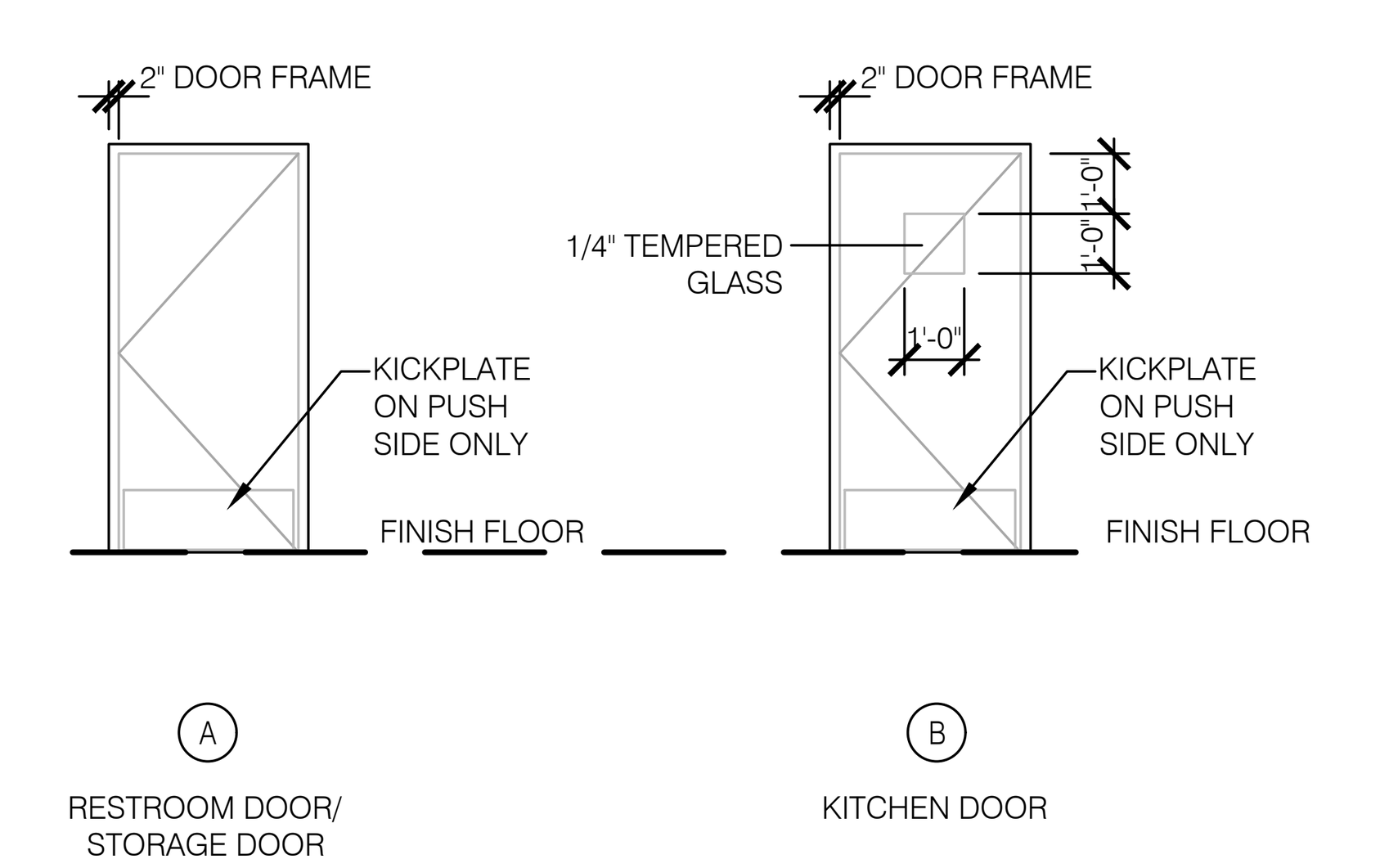

DOOR TYPE

Scale: N.T.S.

FINISH SCHEDULE / INTERIOR FINISHES

MARK	DESCRIPTION	MFG / CONTACT		MODEL #/COLOR	REMARKS
FLOORING					
T-1	FLOOR TILE	CREATIVE MATERIALS CORPORATION	DEIRDRE SCHUTH P:(518)713-5384	CMC SANDERS GOLD EXTRA GRIP FINISH: GRIP, 6" x 36" 1/8" GROUT JOINTS - GROUT-1 ⅓ RUNNING BOND	DINING ROOM
T-2	FLOOR TILE	CREATIVE MATERIALS CORPORATION	DEIRDRE SCHUTH P:(518)713-5384	CMC SANDERS GREY EXTRA GRIP FINISH: STANDARD MATTE, 12"X12" ⅛ GROUT JOINTS GROUT-2	RESTROOMS
T-3/ B-3	FLOOR TILE	CREATIVE MATERIALS CORPORATION	DEIRDRE SCHUTH P:(518)713-5384	CMC METROTREAD RED, SIZE:6"X6", GROUT:MAPEI #47 CHARCOAL	BOH
GROUT 1	FLOOR GROUT	TEC	TBD	COLOR: 945 LIGHT BUFF, 1/8", USE:T-1	DINING ROOM
GROUT 2	FLOOR GROUT	MAPEI	TBD	COLOR: 107 IRON - FER -HIERRO, 1/8", USE:T-2	RESTROOMS
WALLS					
B-2	SERVICE COUNTER, DIVIDER WALLS, RED WALL	JOHNSONITE	SCOTT STERTMEYER P: (800) 899-8916 ext. 5759 C: (713) 254-9791 scott.stertmeyer@johnsonite.com	MILLWORK WALLBASE MANDALAY 6" TOELESS 20 CHARCOAL .375" W x 6" H	
	KITCHEN WALLS PANELS	MARLITE	DAN EGBERS P: (330) 343-6621 C: (330) 260-7633 degbers@marlite.com	FP-100 WHITE	BOH
PL-4	KNEE WALL	LAB DESIGNS LAMINATE	SEAN MCELWEE SURFACE MATERIALS P: (440) 248-0000 C:(614)327-2936 SEANM@SURFACEMATERIALS.COM	WOOD LAMINATE COLLECTION BRUSHED COCOA W0090	HORIZ. APP.
SF-4	WAINSCOT	MARLITE	DAN EGBERS P: (330) 343-6621 C: (330) 260-7633 degbers@marlite.com	PREFINISHED - P6 WEDDING VEIL PLANK S2 16"x96"x2.5" RUN VERITICAL ON WALL USE INTEGRAL CHAIR RAIL	DINING ROOM
WT-1	WALL TILES	CMC	DEIRDRE SCHUTH P:(518)713-5384	WHITE MATTE 4" x 8" x .1/6" GROUT: MAPEI 19 PEARL GRAY SUBWAY TILE RUNNING BOND PATTERN	RESTROOMS WALL TILE FULL HEIGHT
WT-2	WALL PAINT	CREATIVE MATERIALS CORPORATION (CMC)	DEIRDRE SCHUTH PHONE: 518.713.5384 EMAIL: DSCHUTH@CREATIVEMATERIALSCORP.COM	GREY MATTE 4"x12"X 1/6" GROUT MAPEI 19 PEARL GRAY	MENU BOARD BULKHEAD AND SERVICE COUNTER WALLS
SF-51	WALL PANELS	MARLITE		FRP PANELS BROWN SYMETRIX RUNNING BOND TILE PATTERN	A&W DRINK STATION
SF-52	WALL PANELS	MARLITE		FRP PANELS WHITE SYMETRIX STACKED TILE PATTERN	A&W DRINK STATION SIDE WALL
SF-53	WAINSCOT	MARLITE		PREFINISHED - 5446-S2 MORNING HAZE PLANK 16"x96"x2.5" RUN VERITICAL ON WALL USE INTEGRAL CHAIR RAIL	A&W DINING ROOM
	CHAIR RAIL	MARLITE	DAN EGBERS P: (330) 343-6621 C: (330) 260-7633 degbers@marlite.com	PREFINISHED - P6 WEDDING VEIL WOOD CHAIR RAIL	DINING ROOM
SS-2	WINDOW SILL KNEE WALL	DU PONT CORIAN	BOB ROSE OHIO VALLEY SUPPLY COMPANY P: (513) 681-8300 C: (513) 582-2528 bob.rose@ovsco.com	TERRA COLLECTION WHITE JASMINE 1/2" THICK	DINING ROOM
	STAINLESS STEEL HEADER CAP	TBD	TBD	TBD	MENU BOARD BULKHEAD
	CORNER GUARDS	TBD	TBD	18GA 3/4" X 3/4"	DINING ROOM
CEILING					
CL-1	DINING AREA CEILING	ARMSTRONG	MONTY L GILLESPIE P:(888)234-5464 C:(513)309-1495 vigillespie@armstrong.com	#1728A COLOR:WHITE, 24"X24", EDGE:SQUARE, TEXTURE:FINE, GRID COLOR: WHITE	
CL-2	DINING / RESTROOMS CEILING	TBD	TBD	GYPSUM BOARD, TYPE: 1/2" THICK, OVER 2X FRAMING AT 24" O.C	
CL-3	SERVICE COUNTER CEILING	ACOUSTIFLEX CORP	TBD	CAPAUL VINYL ROCK #1140, WHITE, SIZE:24"X48"X1/2", WHITE SUSPENDED GRID W/ALUMINUM FACE	
	HVAC RETURN GRILLE AND SUPPLY DIFFUSER	EGER PRODUCTS INC.	TBD	SUPPLY: EAGER MO#: Ea314-B, COLOR WHITE, PLASTIC RETURN: EAGER MO#: EAPERF-375, COLOR WHITE, PLASTIC	
	CEILING SPEAKERS	MUZAK	DANA CARLYLE P:(803)396-3023 dana_carlyle@muzak.com	TBD	

LIS
2572 West State Road 426 Suite 2064, Oviedo, FL 32765 Phone: (321) 244-0402 Facsimile: (321) 244-9419
21430 Palm Beach Blvd Alva, FL 33920 Phone: (239) 693-9244 Facsimile: (239) 693-9828

KFC

LIS ARCHITECTURE ENGINEERING
LAND INVESTMENT SERVICES, LLC
COA NO: AF0567
ARCHITECTURE / ENGINEERING OFFICE
2572 West State Road 426
Suite 2064, Oviedo, FL 32765
Phone: (321) 244-0402
facsimile: (321) 244-9419
ENGINEERING OFFICE
21430 Palm Beach Blvd.
Alva, Fla. 33920
Phone: (239) 693-9244
facsimile: (239) 693-9828

Digitally signed by Harold Hutter, III
DN: cn=Harold Hutter, III, o=Land Investment Services, LLC, ou, email=DanH@lis-ae.com, c=US
Date: 2022.11.01 '11:21:52 -04'00

HAROLD HUTTER III REG. NO. 9135 STATE OF LOUISIANA REGISTERED ARCHITECT

HAROLD DANIEL HUTTER III
LOUISANA ARCHITECT 9135

REVISION:

Mark	Date	By
△1 FIRE MARSHAL COMMENTS	10/6/22	JC
△ -	-	-
△ -	-	-
△ -	-	-
△ -	-	-

PROJECT TITLE

KFC
6009 Bullard Ave
New Orleans, LA. 70128

COMMISSION NO.	L775075
ISSUE DATE	10/6/22

SHEET TITLE
MASTER SCHEDULE

SHEET NO.
SCHD

LIS PROJECT NO.: 2019-209

THIS DOCUMENT IS THE PRODUCT AND EXCLUSIVE PROPERTY OF KFC. NEITHER THE DOCUMENT NOR THE INFORMATION IT CONTAINS MAY BE COPIED OR USED FOR OTHER THAN THE SPECIFIC PROJECT FOR WHICH IT WAS PREPARED WITHOUT THE EXPLICIT CONSENT OF KFC.
PLOTTED: Thursday, October 6, 2022 4:46:06 PM

TOTAL SEATS	ACCESSIBLE SEATS
1 - 20	1
21 - 40	2
41 - 60	3
61 - 80	4
81 - 100	5
101 - 120	6
121 - 140	7

NUMBER OF ACCESSIBLE SEATS

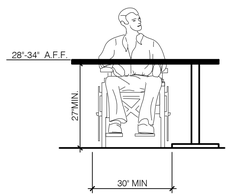

ELEVATION

SEATING AND TABLES N.T.S. **18**

CORRISPONDING REACH HEGHTS
FOR GIVEN DEPTHS:

when D < 10", then H = 54.0" MAX.
when D = 10", then H = 53.5" MAX.
when D = 12", then H = 53.0" MAX.
when D = 13", then H = 52.5" MAX.
when D = 14", then H = 51.5" MAX.
when D = 15", then H = 51.0" MAX.
when D = 16", then H = 50.5" MAX.
when D = 17", then H = 50.0" MAX.
when D = 18", then H = 49.5" MAX.
when D = 19", then H = 49.0" MAX.
when D = 20", then H = 48.5" MAX.
when D = 21", then H = 47.5" MAX.
when D = 22", then H = 47.0" MAX.
when D = 23", then H = 46.5" MAX.
when D = 24", then H = 46.0" MAX.

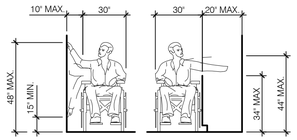

EXAMPLE: DRINK MACHINE, ETC.

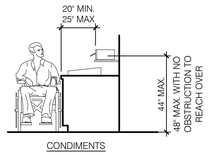

CONDIMENTS

REACH RANGES N.T.S. **14**

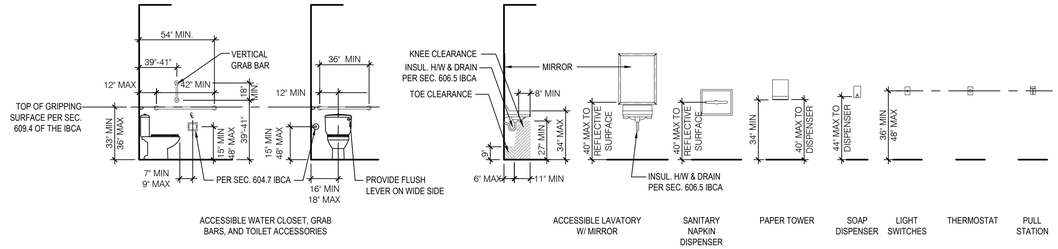

MOUNTING HTS. & CLEARANCES FOR ACCESSIBILITY BY THE DISABLED N.T.S. **1**

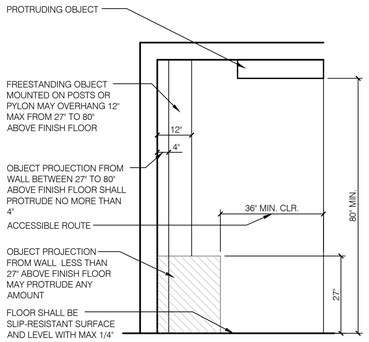

INT. ACCESS. ROUTE CLEARANCES 1/2" = 1'-0" **10**

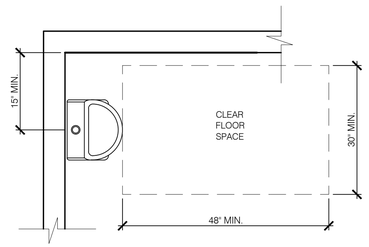

ACCESSIBLE URNIAL 3/4" = 1'-0" **6**

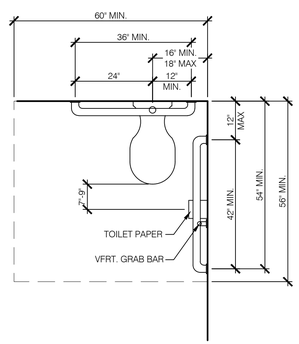

STANDARD TOILET STALL N.T.S. **2**

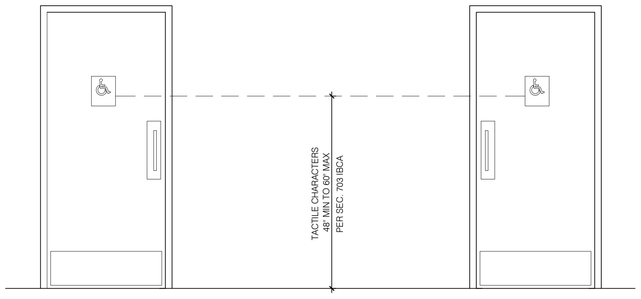

ACCESSIBLE RESTROOM DOORS N.T.S. **15**

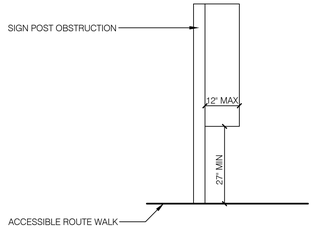

PROTRUDING HAZARDS 1/2" = 1'-0" **11**

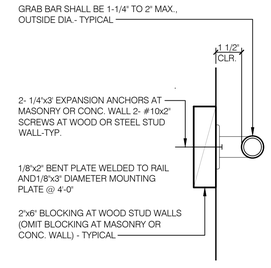

GRAB BAR 3" - 1'-0" **7**

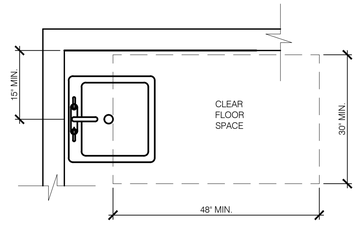

ACCESSIBLE LAVATORY 3/4" = 1'-0" **3**

FIRE MARSHAL MISSING SHEET

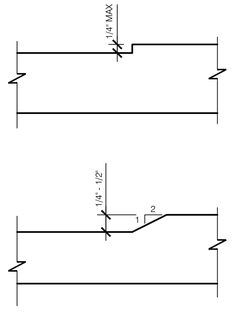

CHANGES IN LEVEL N.T.S. **12**

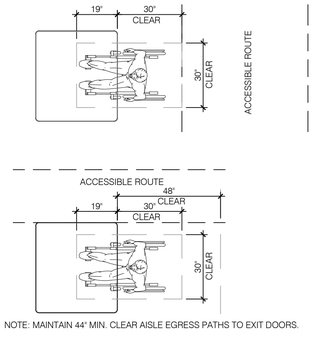

NOTE: MAINTAIN 44" MIN. CLEAR AISLE EGRESS PATHS TO EXIT DOORS.

DINING ROOM SEATING CLEARANCES N.T.S. **8**

1. INDICATED DIMENSIONS, HEIGHTS, DEPTHS, AREAS AND OTHER GRAPHIC INFORMATION ARE PROVIDED AS MINIMUMS THAT MUST BE MAINTAINED. THESE MINIMUMS ARE BASED UPON YUM STANDARDS AND MAY EXCEED ADA REQUIREMENTS.

   THE DETAILS SHOWN ARE CONCEPTUAL ONLY AND INTENDED TO SHOW ABSOLUTE MINIMUMS AND SHALL BE COORDINATED WITH THE OTHER CONSTRUCTION DOCUMENTS ASSOCIATED WITH THIS PROJECT.

2. 60" TURNING SPACE
   - COMPLY W/ SEC. 304.3.1 AND 304.3.2 OF THE IBCA.
   - CAN OVERLAP FIXTURE & DOOR CLEARANCE
   - DOOR CAN SWING INTO TURNING SPACE

3. RESTROOM, IN GENERAL, DOOR SWING MUST BE OUTSIDE OF THE FXTR CLEAR FLOOR SPACE HOWEVER A DOOR CAN SWING INTO FIXTURE CLEAR FLOOR SPACE IF WHEELCHAIR SPACE 30"X48" IS PROVIDED BEYOND THE DOOR SWING.

4. TOILET ROOM MUST ALLOW FOR SIDE TRANSFER - 42" BETWEEN FIXTURES

GENERAL NOTES **4**

THIS DOCUMENT IS THE PROJECT AND EXCLUSIVE PROPERTY OF KFC. NEITHER THE DOCUMENT NOR THE INFORMATION IT CONTAINS MAY BE COPIED OR USED FOR OTHER THAN THE SPECIFIC PROJECT FOR WHICH IT WAS PREPARED WITHOUT THE EXPLICIT CONSENT OF KFC.
PLOTTED: Thursday, October 6, 2022 4:45:39 PM

LIS
2572 West State Road 426
Suite 2064, Oviedo, FL 32765
Phone: (321) 244-0402
Facsimile: (321) 244-9419

21430 Palm Beach Blvd
Alva, FL 33920
Phone: (239) 693-6244
Facsimile: (239) 693-9828

LIS ARCHITECTURE ENGINEERING

LAND INVESTMENT SERVICES, LLC
COA NO. AR35617

ARCHITECTURE & ENGINEERING OFFICE
2572 West State Road 426
Suite 2064, Oviedo, FL 32765
Phone: (321) 244-0402
Facsimile: (321) 244-9419

ENGINEERING OFFICE
21430 Palm Beach Blvd.
Alva, Fla. 33920
Phone: (239) 693-6244
Facsimile: (239) 693-9828

KFC

Digitally signed by Harold Hutter, III
DN: cn=Harold Hutter, III, o=Land Investment Services, LLC, ou, email=DanH@lis-ae.com, c=US
Date: 2022.11.01 '11:22:10 -04'00

HAROLD DANIEL HUTTER III
LOUISANA ARCHITECT 9135

REVISION:

Mark	Date	By
1	10/6/22 FIRE MARSHAL COMMENTS	JC
2		
3		
4		
5		

PROJECT TITLE

KFC
6009 Bullard Ave
New Orleans, LA. 70128

COMMISSION NO.	L775075
ISSUE DATE	10/6/22

SHEET TITLE
ADA DETAILS

SHEET NO.
ADA

LIS PROJECT NO.: 2019-209