


## By the Way, Did You Know?



Spanish Tiles - With overlapping joints



Existing ridge tiles should be salvaged and reinstalled!

The HDLC does NOT approve wind turbines. The HDLC does approve Chinese Cap and Low Profile Power Vents!

### Atlas

- Atlas Stormmaster Shake
  - Black Shadow, Heathstone Grey, Pewter, Weathered Wood
- Atlas Pinnacle Pristine
  - Pristine Black, Pristine Hearthstone, Pristine Pewter, Pristine Weathered wood

### Certainteed

- Certainteed – Landmark
  - Colonial Slate, Georgetown Grey, Max Def Georgian Grey, Max Def Maine Black, Moire Black, Weathered Wood
- Certainteed Landmark IR
  - Colonial Slate, Cumberland, Moire Black, Weathered Wood
- Certainteed Landmark Premium
  - Max Def Moire Black
- Certainteed Landmark Pro
  - Max Def Colonial Slate, Max Def Georgetown, Max Def Moire
- Certainteed Landmark TL
  - Max Def Colonial Slate, Max Def Moire Black, Max Def Old Overton
- Certainteed Grand Manor
  - Black Pearl, Colonial Slate, Gatehouse Slate, Stonegate Grey
- Certainteed Climateflex
  - Colonial Slate, Weathered Wood, Moire Black

### BP

- Everest 42
  - Silver Grey, Fossil Wood, Twilight Grey, Brownstone, Driftwood
- Vanguard – Class IV
  - Twilight Grey, Shadow Black, Silver Grey

Roof ventilation systems are generally located along or on the roof ridge and can greatly reduce the heat in an attic and home in the summer months.



**Chinese Cap**  
Most appropriate for all buildings in Historic Districts



**Turbine Ventilator**  
Not appropriate – Can only be installed as a replacement in-kind



**Power Roof Vent**  
Approved only in less visible locations



**Ridge Vent**  
Approved only where ridge tiles are not present

LOW-PROFILE ROOF VENTS MUST BE LOCATED AT LEAST 10'-0" BACK FROM THE FRONT WALL OF THE BUILDING (NOT THE FRONT OF THE ROOF) AT LEAST 1'-0" DOWN FROM THE ROOF RIDGE. SUBMIT PRODUCT SPECIFICATIONS FOR ANY VENT LARGER THAN 4" IN DIAMETER FOR APPROVAL BEFORE PURCHASE OR INSTALLATION.



## **GAF**

- GAF – Timberline UHD
  - Slate, Pewter Gray, Charcoal, Weathered Wood
- GAF- Timberline HDZ
  - Pewter Grey, Charcoal, Oyster Gray, Weathered wood
- GAF – Timberline – NS
  - Charcoal, Weathered Wood, Slate, Pewter Grey
- GAF – Timberline – AS II
  - Charcoal, Slate, Weathered Wood, Pewter Grey
- GAF – CS
  - Antique Slate, Weathered Wood

## **IKO**

- Cambridge Collection
  - Dual Black, Dual Grey, Weathered Wood, Harvard Slate, Charcoal Grey
- Cambridge Natural Cool
  - Dual Gray
- Cambridge Cool Plus
  - Harvard Slate, Graphite Black
- Dynasty
  - Castle Grey, Glacier, Granite Black

## **Malarkey**

- Legacy/Legacy Scotchguard/Highlander NEX AR/Vista AR
  - Midnight Black, Black Oak, Weathered Wood, Storm Grey


## **Owens Corning**

- Owens Corning – Oakridge
  - Driftwood, Estate Grey, Flagstone, Onyx Black, Peppermill, Twilight Black
- Owens Corning –Duration
  - Driftwood, Estate Grey, Onyx Black, Quarry Grey
- Owens Corning – Duration Flex
  - Estate Grey, Onyx Black, Driftwood,
- Owens Corning – Berkshire Collection
  - Canterbury Black, Colonial, Concord, Manchester Grey

## **Tamko**


- Tamko Heritage Woodgate
  - Antique Wood, Weathered Wood, Black Sage
- Tamko Titan
  - Rustic Black, Virginia Slate, Weathered Wood
- Tamko Stormfighter
  - Weathered Wood, Rustic Black
- Tamko Heritage
  - Antique Slate, Oxford Grey, Weathered Wood, Rustic Black, Shadow grey, Virginia Slate

**Description**




>>>>>Progressive Home Improvements will Replace all roof jacks and paint to color match roof as needed.

>>>>>Progressive Home Improvements will Replace all plumbing vent stacks and paint to color match roof.





AS NEEDED



AS NEEDED

NOT APPROVED



LOW-PROFILE ROOF VENTS MUST BE LOCATED AT LEAST 10'-0" BACK FROM THE FRONT WALL OF THE BUILDING (NOT THE FRONT OF THE ROOF) AT LEAST 1'-0" DOWN FROM THE ROOF RIDGE. SUBMIT PRODUCT SPECIFICATIONS FOR ANY VENT LARGER THAN 4" IN DIAMETER FOR APPROVAL BEFORE PURCHASE OR INSTALLATION.

**OWENS CORNING TRUDEF DURATION SHINGLES**

>>>>>Progressive Home Improvements will Install Lifetime Owens Corning TruDefinition Shingles with Patented SureNail Technology and matching Hip & Ridge shingles for a more consistent look and excellent protection.

Circle Your Color Choice:

Estate Gray - Driftwood - Desert Tan - Brown Wood - Serra Gray

Amber - Colonial Slate - Onyx Black - White - Other: \_\_\_\_\_

