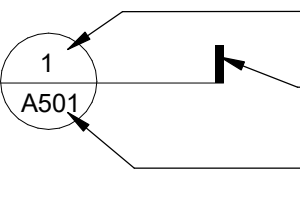
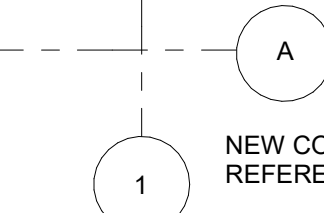
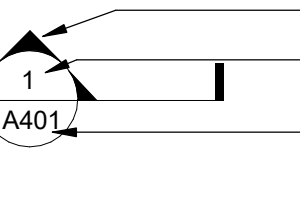
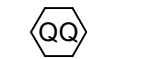
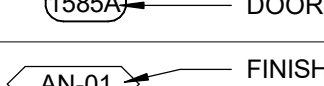
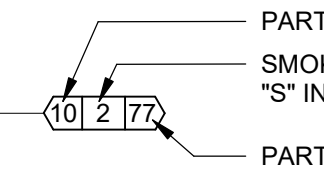
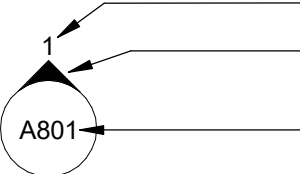
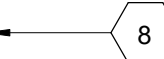
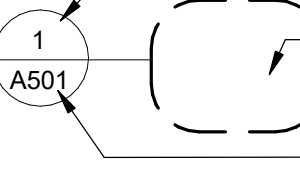

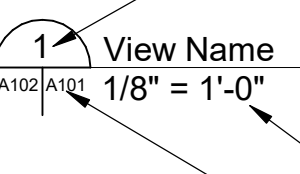

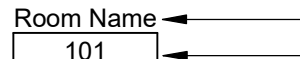



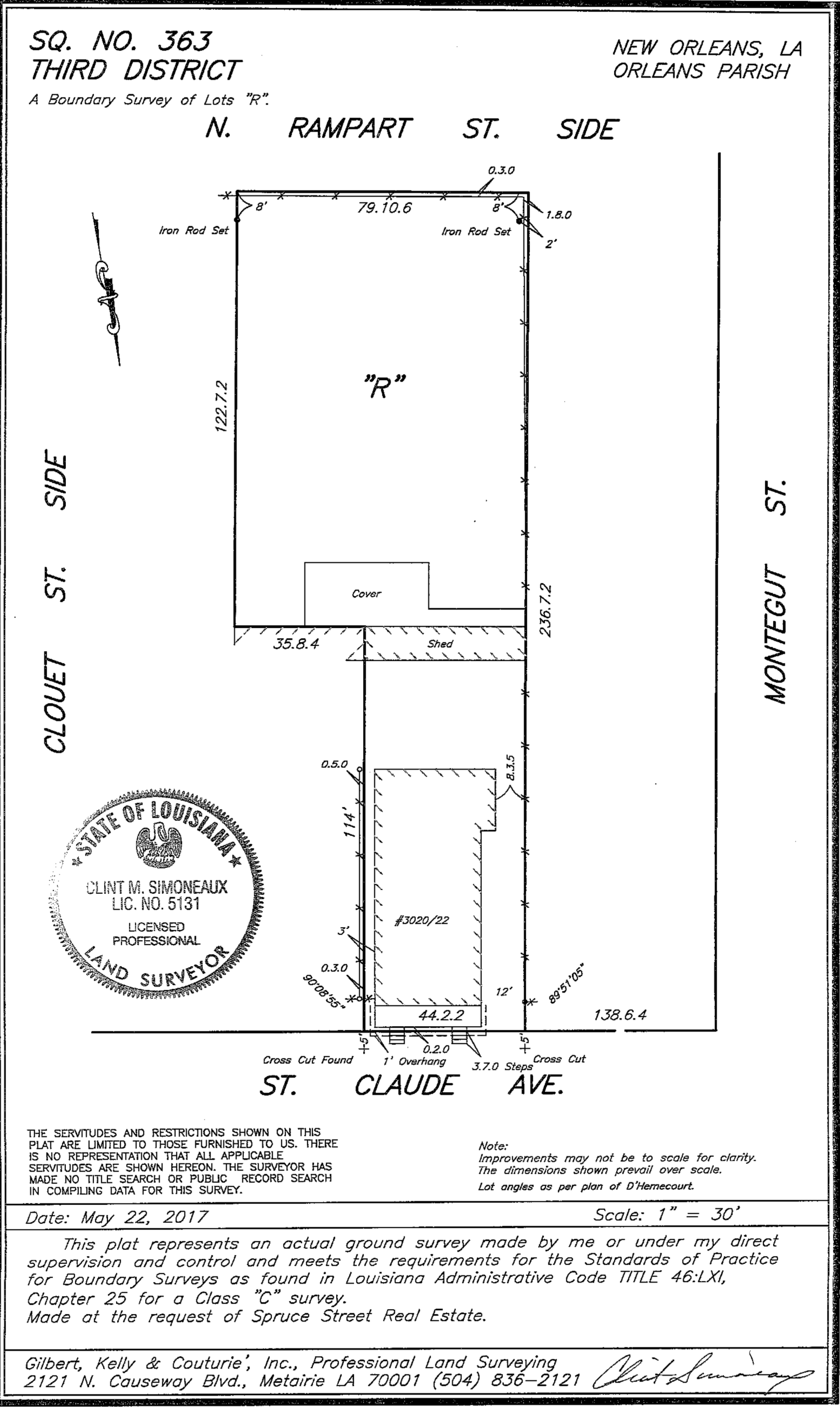
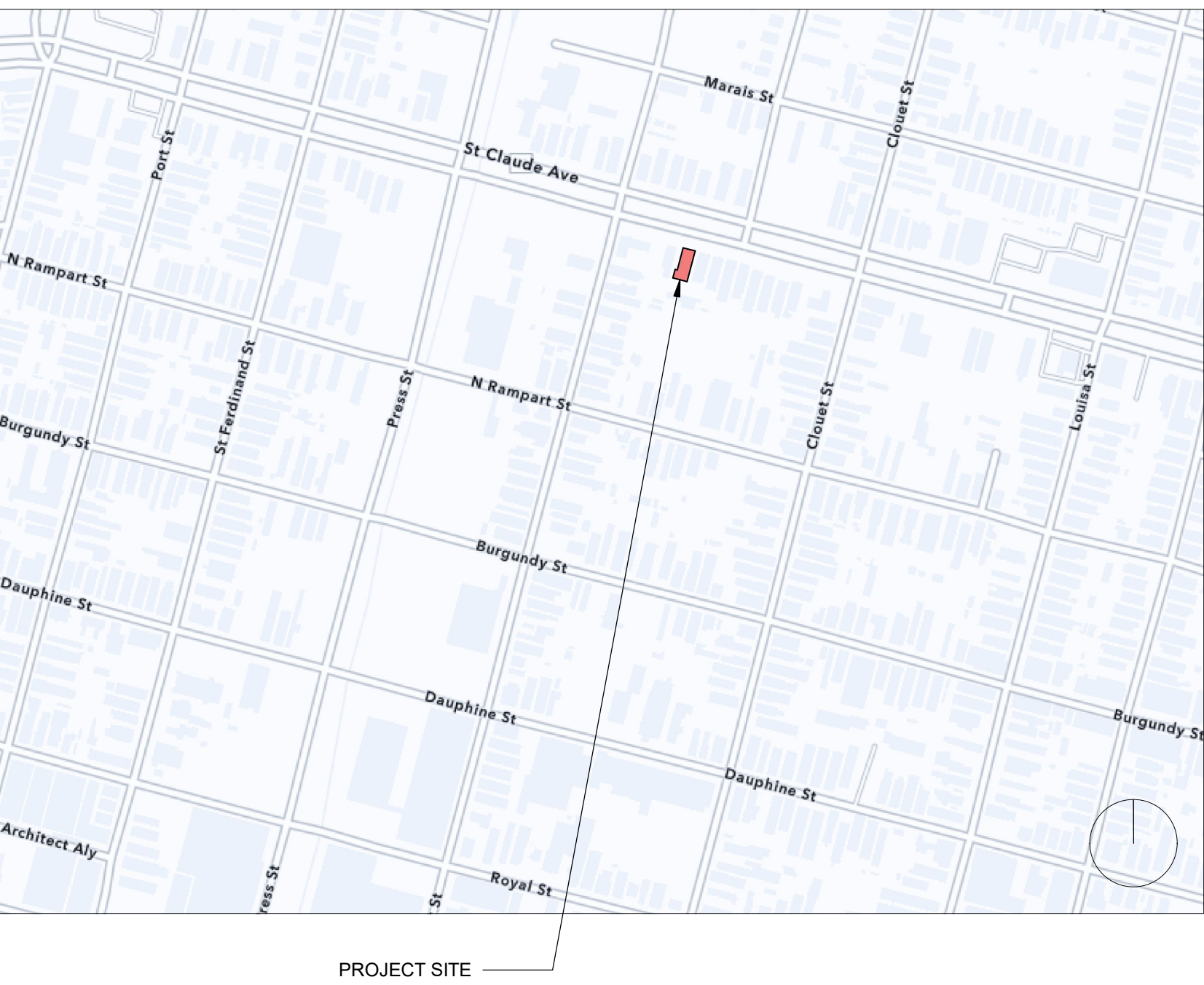




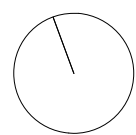
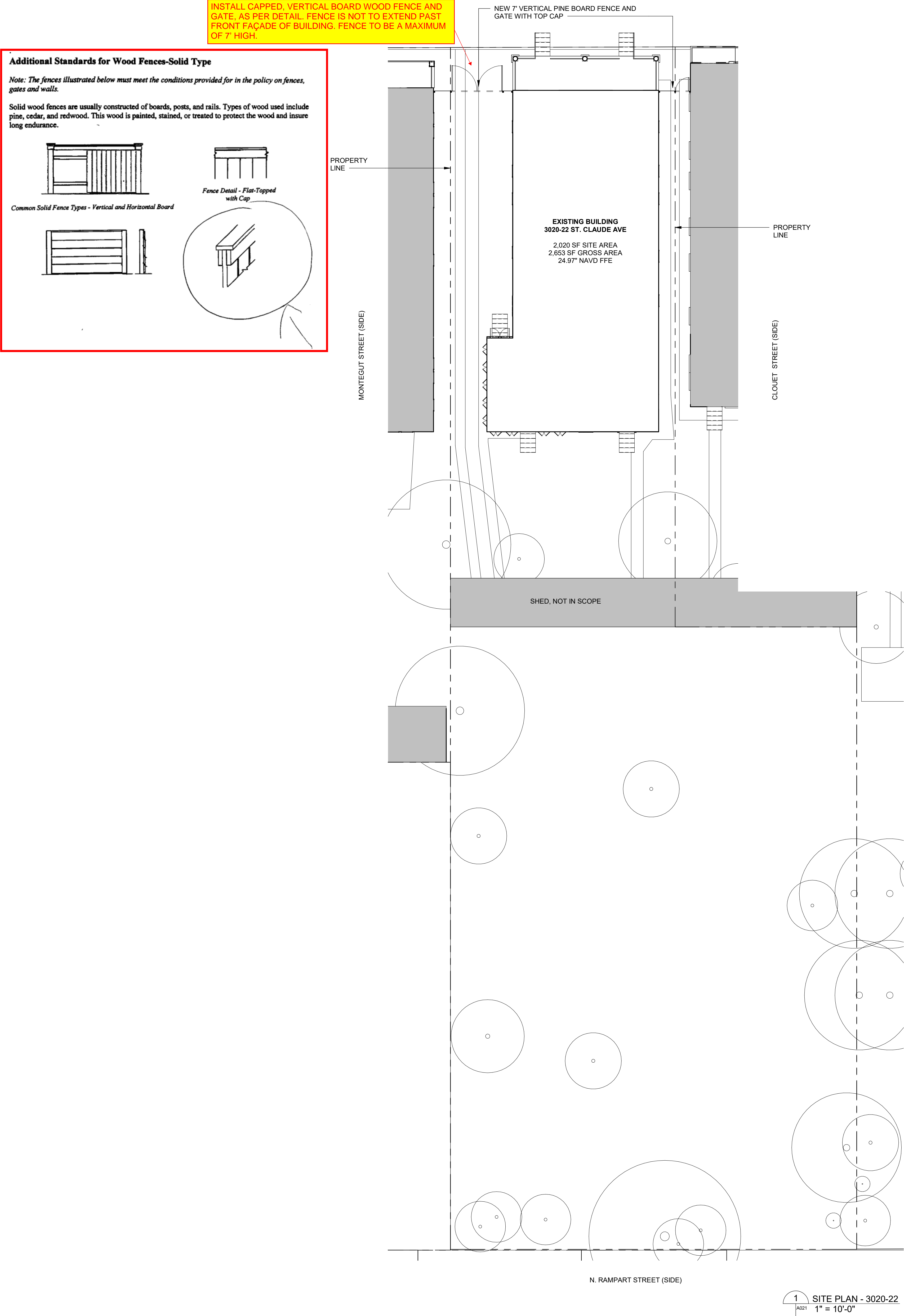
DRAFTING SYMBOLS		BUILDING INFORMATION		INDEX OF DRAWINGS		PROJECT DIRECTORY	
	SECTION OR DETAIL NUMBER DIRECTION OF CUTTING PLANE SHEET NUMBER ON WHICH SECTION OR DETAIL IS DRAWN		NEW COLUMN OR WALL REFERENCE GRID	<b>PROJECT ADDRESS</b> 3020-22 ST CLAUDE AVENUE NEW ORLEANS, LA 70117 <b>PROJECT DESCRIPTION</b> RENOVATION OF TWO-FAMILY RESIDENCE <b>LEGAL DESCRIPTION</b> SQ. 363 LOT R OR PT 18 ST CLAUDE 44-35/79X238/114-122 <b>BOUNDING STREETS</b> ST CLAUDE AVENUE, CLOUET STREET (SIDE), N RAMPART STREET (SIDE), MONTEGUT STREET (SIDE) <b>BUILDING AREA</b> FIRST FLOOR 2,005 SF SECOND FLOOR 623 SF TOTAL 2,628 SF <b>EXISTING</b> 2,005 SF 623 SF 2,628 SF <b>RENOVATION</b> 2,005 SF 623 SF 2,628 SF <b>SITE AREA</b> TOTAL SITE AREA 14,820 SF FRONT YARD: 0'-2" SIDE YARD: 3'-0" SIDE YARD: 8'-3 5/8" REAR YARD: 161'-4 3/4" PERMEABLE OPEN SPACE: MIN 15% OF LOT AREA BUILDING HEIGHT 30' - 3 1/2" <b>PROPOSED USES</b> TWO FAMILY RESIDENCE <b>FLOOD ZONES</b> 0.2 PCT ANNUAL CHANCE FLOOD HAZARD +4.2 FIRM PANEL: 22071C0233F <b>OCCUPANCY CLASSIFICATION</b> RESIDENTIAL <b>IRC WIND SPEED CRITERIA TABLE 301.2(4)</b> EXPOSURE CATEGORY B WIND SPEED 130 MPH		<b>OWNER</b> 3000-3032 ST CLAUDE AVE., LLC 1520 SPRICE STREET, #101 PHILADELPHIA, PA 19102 GIULIANO PIGNATARO gp@sprucestreetcommons.com BEN JACOBSON benjacobsnre@gmail.com <b>ARCHITECT</b> STUDIO WEST DESIGN & ARCHITECTURE 2340 DAUPHINE STREET NEW ORLEANS, LA 70117 TEL: 504.909.1580 JENNIE CANNON WEST, OWNER jennie@studiowest.design <b>CONTRACTOR</b> TBD ADDRESS CONTACT TEL EMAIL LICENSE #	
	DIRECTION OF CUTTING PLANE LONGITUDINAL OR TRANSVERSE BUILDING SECTION NUMBER SHEET NUMBER ON WHICH LONGITUDINAL OR TRANSVERSE BUILDING SECTION IS DRAWN		INDICATES SECTION OR DETAIL NO. 2 APPEARING ON THE SHEET NO. 6.2 WINDOW TYPE / LOUVER TYPE				
	DOOR OR OPENING NUMBER FINISH		PARTITION TYPE SMOKE PARTITION / FIRE RATING (HOURS). "S" INDICATES SMOKE PARTITION. PARTITION STC RATING (IF APPLICABLE)				
	ELEVATION NUMBER SURFACE SHOWN IN ELEVATION SHEET NUMBER ON WHICH ELEVATION IS DRAWN		REFERENCE NUMBER FOR EQUIPMENT, CONSTRUCTION, ETC. OR ANY INFORMATION TO BE CONVEYED WHICH IS REPETITIVE OR AVAILABLE SPACE PROHIBITS A WRITTEN DESCRIPTION OF ANY ITEM				
	DETAIL NUMBER AREA OF DETAIL SHEET NUMBER ON WHICH ENLARGED DETAIL IS DRAWN		ITEMS NOT IN CONTRACT / FURNISHED BY OWNER / INSTALLED BY OWNER / INSTALLED UNDER THIS CONTRACT, ETC. (SEE CLARIFICATION OF THIS SYMBOL FOR ITS USE IN REGARD TO THIS PROJECT)				
	SECTION OR DETAIL NUMBER View Name INDICATES SCALE SHEET NUMBER ON WHICH THIS SECTION OR DETAIL IS CUT OR REFERENCED (ONE SHEET ONLY)		SPECIFICATION REFERENCE (FOUND IN PROJECT MANUAL)				
	ROOM NAME ROOM NAME ROOM NUMBER		NEW OR REQUIRED POINT ELEVATION				
			EXISTING POINT ELEVATION				
			INDICATES FOOD SERVICE EQUIPMENT				
SITE SURVEY				LOCATION MAP			
							
NOTE: THIS SURVEY WAS FURNISHED BY THE OWNER FOR USE ON THIS PROJECT AND WAS NOT PREPARED BY THE ARCHITECT WHO IS THEREFORE NOT RESPONSIBLE FOR ITS CONTENT.							

3020-22 ST CLAUDE

3020-22 St Claude Avenue  
New Orelans, LA 70117  
SWDA PROJECT NO. | 21041  
© Studio West Design & Architecture, LLC 2022



ISSUE DATE | 23 SEPTEMBER 2022  
EXTERIOR REPAIR  
REVISIONS



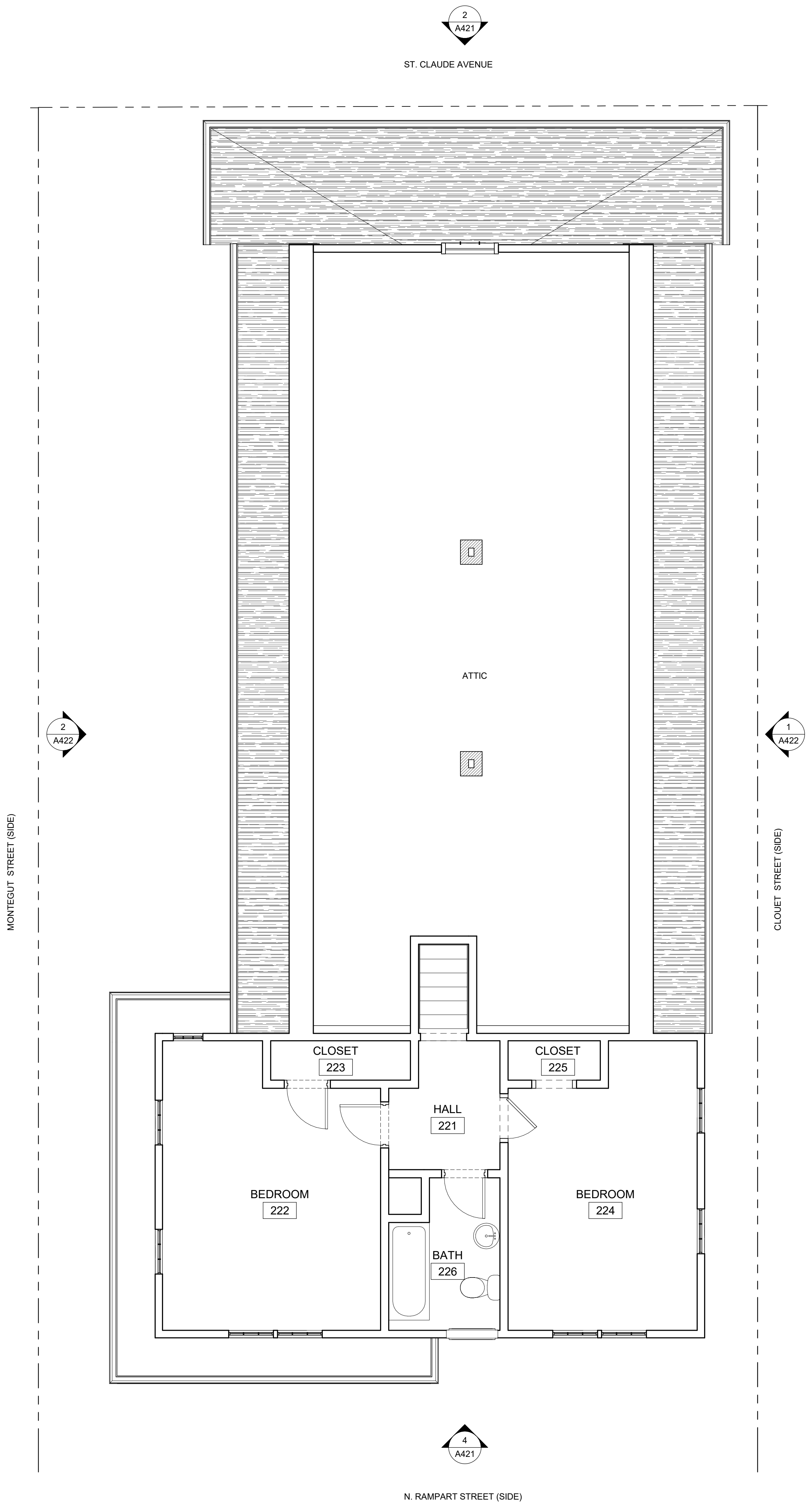
3020-22 ST CLAUDE

3020-22 St Claude Avenue  
New Orelans, LA 70117  
SWDA PROJECT NO. | 21041  
© Studio West Design & Architecture, LLC 2022

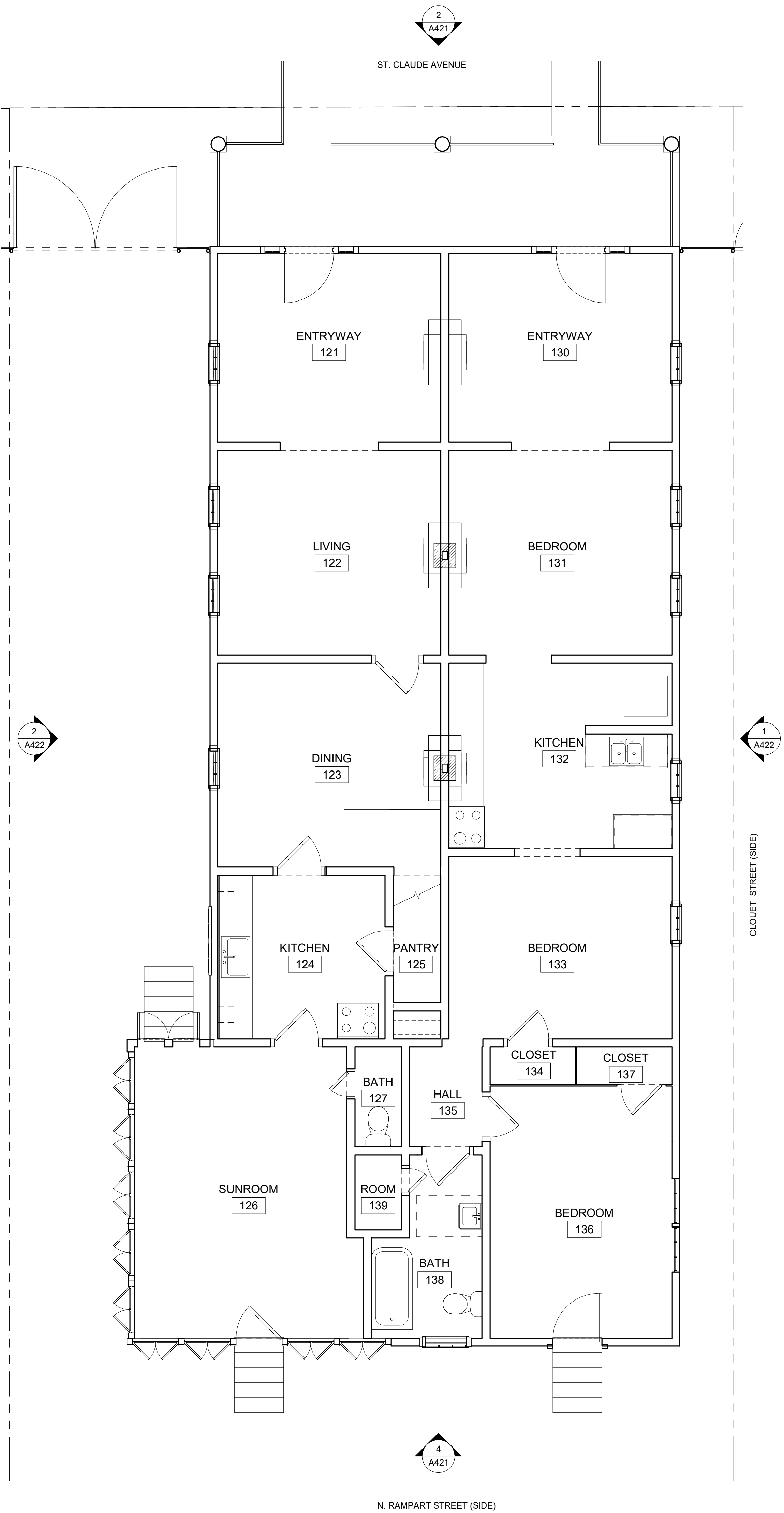


ISSUE DATE | 23 SEPTEMBER 2022  
EXTERIOR REPAIR  
REVISIONS

SITE PLAN



2 EXISTING SECOND FLOOR PLAN - 3020-22  
1/4" = 1'-0"



1 EXISTING FIRST FLOOR PLAN - 3020-22  
1/4" = 1'-0"

3020-22 ST CLAUDE

3020-22 St Claude Avenue  
New Orelans, LA 70117  
SWDA PROJECT NO. | 21041  
© Studio West Design & Architecture, LLC 2022



ISSUE DATE | 23 SEPTEMBER 2022  
EXTERIOR REPAIR  
REVISIONS

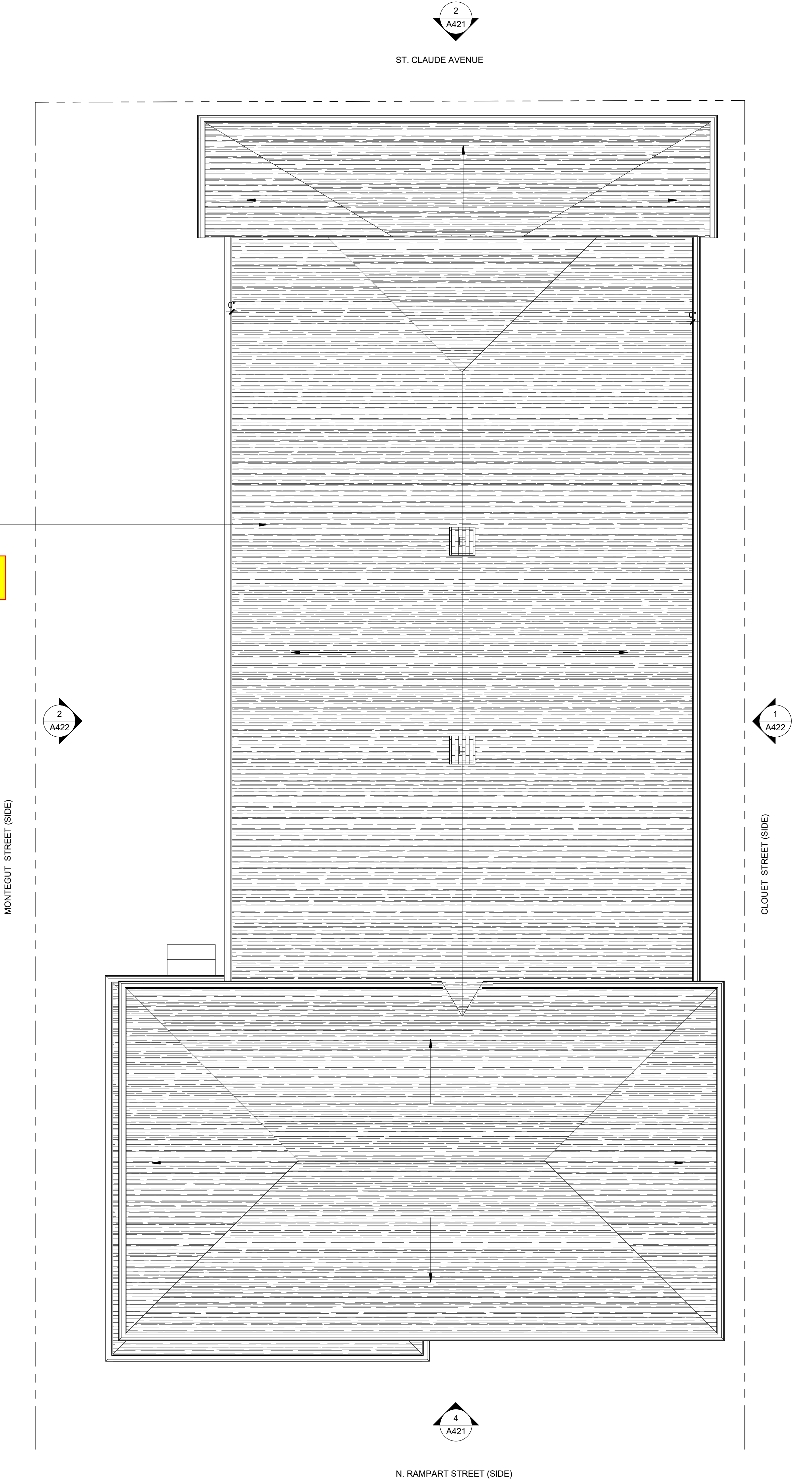


REPAIR/REPLACE PLYWOOD DECKING, SHEATHING, AND FELT PAPER, AS NEEDED, OVERALL PITCH AND HEIGHT OF ROOF TO MATCH EXISTING.

SEE ATTACHED HDLC PRE-APPROVED BRANDS AND COLORS LIST

REMOVE EXISTING ROOF SHINGLES & PROVIDE NEW ARCHITECTURAL ASPHALT SINGLES, GAF SLATE OR SIMILAR.

REMOVE AND SALVAGE EXISTING BARREL STYLE RIDGE TILES FOR REINSTALLATION; REINSTALL ALL SALVAGED RIDGE TILES.



1 EXISTING ROOF PLAN - 3020-22  
1/4" = 1'-0"

3020-22 ST CLAUDE

3020-22 St Claude Avenue  
New Orelans, LA 70117  
SWDA PROJECT NO. | 21041  
© Studio West Design & Architecture, LLC 2022



ISSUE DATE | 23 SEPTEMBER 2022  
EXTERIOR REPAIR  
REVISIONS

ROOF PLAN



4 EXISTING SOUTH ELEVATION - 3020-22  
A211/A421 1/4" = 1'-0"



2 EXISTING NORTH ELEVATION - 3020-22  
A211/A421 1/4" = 1'-0"

3020-22 ST CLAUDE

3020-22 St Claude Avenue  
New Orelans, LA 70117  
SWDA PROJECT NO. | 21041  
© Studio West Design & Architecture, LLC 2022



ISSUE DATE | 23 SEPTEMBER 2022  
EXTERIOR REPAIR  
REVISIONS

NORTH & SOUTH EXTERIOR  
ELEVATIONS



2 EXISTING WEST ELEVATION - 3020-22  
A221/A422 1/4" = 1'-0"



1 EXISTING EAST ELEVATION - 3020-22  
A221/A422 1/4" = 1'-0"

**3020-22 ST CLAUDE**


3020-22 St Claude Avenue  
New Orelans, LA 70117  
SWDA PROJECT NO. | 21041  
© Studio West Design & Architecture, LLC 2022



ISSUE DATE | 23 SEPTEMBER 2022  
EXTERIOR REPAIR  
REVISIONS

**EAST & WEST EXTERIOR  
ELEVATIONS**

## By the Way, Did You Know?



Existing ridge tiles should be salvaged and reinstalled!



The HDLC does NOT approve wind turbines. The HDLC does approve Chinese Cap and Low Profile Power Vents!

### Atlas

Atlas Stormmaster Shake

Black Shadow, Heathstone Grey, Pewter, Weathered Wood

Atlas Pinnacle Pristine

Pristine Black, Pristine Hearthstone, Pristine Pewter, Pristine Weathered wood

### Certainteed

Certainteed – Landmark

Colonial Slate, Georgetown Grey, Max Def Georgian Grey, Max Def Maine Black, Moire Black, Weathered Wood

Certainteed Landmark IR

Colonial Slate, Cumberland, Moire Black, Weathered Wood

Certainteed Landmark Premium

Max Def Moire Black

Certainteed Landmark Pro

Max Def Colonial Slate, Max Def Georgetown, Max Def Moire

Certainteed Landmark TL

Max Def Colonial Slate, Max Def Moire Black, Max Def Old Overton

Certainteed Grand Manor

Black Pearl, Colonial Slate, Gatehouse Slate, Stonegate Grey

Certainteed Climateflex

Colonial Slate, Weathered Wood, Moire Black

LOW-PROFILE ROOF VENTS MUST BE LOCATED AT LEAST 10'-0" BACK FROM THE FRONT WALL OF THE BUILDING (NOT THE FRONT OF THE ROOF) AT LEAST 1'-0" DOWN FROM THE ROOF RIDGE. SUBMIT PRODUCT SPECIFICATIONS FOR ANY VENT LARGER THAN 4" IN DIAMETER FOR APPROVAL BEFORE PURCHASE OR INSTALLATION.

Roof ventilation systems are generally located along or on the roof ridge and can greatly reduce the heat in an attic and home in the summer months.



**Chinese Cap**  
Most appropriate for all buildings in Historic Districts



**Turbine Ventilator**  
Not appropriate – Can only be installed as a replacement in-kind



**Power Roof Vent**  
Approved only in less visible locations



**Ridge Vent**  
Approved only where ridge tiles are not present

### BP

Everest 42

Silver Grey, Fossil Wood, Twilight Grey, Brownstone, Driftwood

Vanguard – Class IV

Twilight Grey, Shadow Black, Silver Grey



## **GAF**

GAF – Timberline UHD  
Slate, Pewter Gray, Charcoal, Weathered Wood  
GAF- Timberline HDZ  
Pewter Grey, Charcoal, Oyster Gray, Weathered wood  
GAF – Timberline – NS  
Charcoal, Weathered Wood, Slate, Pewter Grey  
GAF – Timberline – AS II  
Charcoal, Slate, Weathered Wood, Pewter Grey  
GAF – CS  
Antique Slate, Weathered Wood

## **IKO**

Cambridge Collection  
Dual Black, Dual Grey, Weathered Wood, Harvard Slate, Charcoal Grey  
Cambridge Natural Cool  
Dual Gray  
Cambridge Cool Plus  
Harvard Slate, Graphite Black  
Dynasty  
Castle Grey, Glacier, Granite Black

## **Malarkey**

Legacy/Legacy Scotchguard/Highlander NEX AR/Vista AR  
Midnight Black, Black Oak, Weathered Wood, Storm Grey

## **Owens Corning**

Owens Corning – Oakridge  
Driftwood, Estate Grey, Flagstone, Onyx Black, Peppermill, Twilight Black  
Owens Corning –Duration  
Driftwood, Estate Grey, Onyx Black, Quarry Grey  
Owens Corning – Duration Flex  
Estate Grey, Onyx Black, Driftwood,  
Owens Corning – Berkshire Collection  
Canterbury Black, Colonial, Concord, Manchester Grey

## **Tamko**

Tamko Heritage Woodgate  
Antique Wood, Weathered Wood, Black Sage  
Tamko Titan  
Rustic Black, Virginia Slate, Weathered Wood  
Tamko Stormfighter  
Weathered Wood, Rustic Black  
Tamko Heritage  
Antique Slate, Oxford Grey, Weathered Wood, Rustic Black, Shadow grey, Virginia Slate

