GENERAL NOTES

1. The contractor shall confirm and verify in writing (employ surveyor) that all property lines and setbacks are met prior to the start of construction.
2. The contractor shall coordinate and obtain all necessary permits and approvals from authorities having jurisdiction. Construction work is not to begin until all required regulatory approvals have been issued.
3. All materials and work shall be in accordance with current applicable federal, state and local building codes, amendments, rules, regulations, ordinances, laws, orders, and approvals that are required by public authorities having jurisdiction over the work. In the event of conflict, the most stringent requirements shall apply. No work shall be concealed until approved by local inspectors.
4. It is the intent of the contract documents to provide for complete and finished work. Each trade (subcontractor) shall completely review plans for their respective work and related work by other trades (subcontractors). The contractor shall coordinate and provide all miscellaneous components and parts which are not shown on the contract documents but are required to complete the work shown. Incidental work and components which are required as an essential, functional or operational item or system, are required to complete any assembly and to complete full scope of work.
5. The contractor shall subcontract with suppliers, fabricators, and installation companies which can demonstrate that they possess the knowledge, experience and proven capabilities to fully perform all aspects of work without omission.
6. All products shall be installed in compliance with industry standards and as required by the product manufacturer's latest published specifications and installation requirements.
7. The contractor shall protect all materials, construction, utilities and facilities from damage, including workers, theft and weather. Damaged components shall be replaced at no cost to Owner.
8. All pipe chase walls shall be constructed to completely conceal and enclose pipes with full thickness of gypsum board on each side of the wall.
9. The contractor shall install and provide all safety barriers during construction to protect the public from injury and access to the building and site.
10. Fire rated assemblies shall be constructed in compliance with published UL Certifications Directory Listings and Classifications and shall be in accordance with continuoutity diagrams. Joints occurring in fire rated assemblies (walls and ceilings) shall be staggered both horizontally and vertically.
11. Substitutions must be pre-approved in writing by architect prior to the start of construction. Any work or material requirements of such substitution shall be coordinated (with all trades) and provided by the contractor. Contractor must verify in writing all substitutions will not impact project cost or project schedule prior to request of such substitution. Substitutions shall be approved by regulatory agencies in writing prior to the start of construction.
12. The contractor and subcontractors shall review and coordinate all architectural, electrical and mechanical work to confirm that all components will achieve their intended use an will maintain ceiling heights shown. Conflicts shall be brought to the attention of the architect prior to the start of construction.
13. Asbestos abatement, lead paint removal, and other hazardous material removal is not in the contract. Should the contractor encounter the presence, or possible presence, of potentially hazardous materials, the contractor shall notify the owner for instructions prior to continuing work.
14. Safety measures: at all times, the contractor shall be solely and completely responsible for the conditions of the job site, including the safety of persons and property, and for all necessary independent reviews of these conditions. The architect's, engineer's, or owner's job site review is not intended to review the adequacy of the contractor's safety measures.
15. The contractor shall not submit final price or execute contract with Owner until all required changes requested by the regulatory agencies have been included in the contract price.
16. Buildings shall be maintained in weatherproof and secure condition as early as possible throughout work.
17. Erect and install all work level, plumb, square, true, straight and in proper alignment.
18. The contractor shall be responsible for field verifying actual locations of all existing utilities and structures on the project site. Locations of existing utilities and structures indicated on the drawings are approximate only, and those indicated are not necessarily all that may exist on the project site. The contractor shall coordinate the location (horizontal and vertical) of the existing utilities (power, telephone, gas, water, sewer, etc) with the appropriate utility provider before construction begins and at no additional cost to the owner.
19. All existing sanitary sewer manhole tops, water valve boxes, meters, storm sewers, or other related appurtenances shall be adjusted to finish grade by contractor at no addtional cost to the owner.
20. When project is complete, clean and polish glass, hardware, and other such items with factory finishes. Remove all dust with treated dust clothes or vacuum cleaners. Waste and refuse caused by the work shall be removed from premises and disposed of by contractor. Clean site at end of project. Remove dust, debris, oils, stains, fingerprints, and labels from exposed surfaces, including glazing.
21. Furniture is for reference only. Furniture is not in project scope. Furniture, fixtures and equipment (FFE), if required, will be submitted in a separate design package.
22. Do not scale drawings for field layout. Contact architect if dimensions are needed and cannot be found in drawing set.
23. Floor plan dimensions taken from face of stud or centerline of stud / column unless otherwise noted. "Clear" refers to dimension between faces of finish surfaces. "EQ" or "Equal" indicates dimension to match adjacent. Lettered dimensions (A,B,C,D,ETC) indicate dimension to match opposite or remote (matching letter) dimension. "+/-" indicates approximate dimension based on field consition or flexible dimension that can be adjusted.
24. All dimensions on reflected ceiling / lighting plans are clear dimensions.
25. These drawings are accompanied by the Project Manual.

SITE / VICINITY PLAN

WADE RESIDENCE

Lisa Wade
836 Desire Street
New Orleans, LA 70117

HDLC REVIEW SET 08.25.22

OWNER

Lisa Wade

836 Desire Street
New Orleans, LA 70117

ARCHITECT

Albert Architecture and Urban Design, apllc

Richard Albert
3221 Tulane Avenue
New Orleans, LA 70119
504.827.0056

DRAWING INDEX

G-0.00	COVER SHEET
G-0.01	INFORMATION SHEET
X-1.00	EXISTING FIRST FLOOR
X-2.00	EXISTING ELEVATIONS
X-2.01	EXISTING EXTERIOR ELEVATIONS
A-1.00	SITE PLAN
A-1.01	PROPOSED FIRST FLOOR PLAN
A-1.04	FIRST FLOOR PLAN - REFLECTED CEILING
A-2.00	EXTERIOR ELEVATIONS
A-2.01	EXTERIOR ELEVATIONS
A-3.00	SECTIONS

© 2022 Albert Architecture & Urban Design apllc

ALBERT ARCHITECTURE

Albert Architecture & Urban Design apllc

3221 Tulane Avenue
New Orleans, LA 70119
504.827.0056

This drawing is copyrighted and is the sole property of Albert Architecture & Urban Design apllc. Any use or reproduction of this drawing or the information contained herein without the written permission of Albert Architecture & Urban Design apllc is prohibited, all rights reserved.

DEPARTMENT OF SAFETY AND PERMITS
PLAN REVIEW DIVISION
FINAL PERMIT RELEASE
REVIEWED FOR CODE COMPLIANCE
dclee 09/26/2022

HISTORIC DISTRICT LANDMARKS COMMISSION
09-07
cdklugh
22
APPROVED

WADE RESIDENCE
836 Desire Street
New Orleans, LA 70117
Project No. AA2136

RICHARD P. ALBERT REG. NO. 5445 STATE OF LOUISIANA REGISTERED ARCHITECT
08/25/22

Drawn by: AP
Checked by: JM

EXISTING CONDITIONS	01/06/22
SCHEMATICS	05/04/22
PERMIT SET	06/15/22
HDLC REVIEW	08/25/22

G-0.00
COVER SHEET

PROJECT INFORMATION / ZONING / CODE STUDY

PROJECT ADDRESS
836 DESIRE STREET
NEW ORLEANS, LA 70117

PROJECT DESCRIPTION
INTERMEDIATE HALLWAYE ADDITION TO CONNECT TWO EXISTING STRUCTURES.

BUILDING AREA (IBC)

EXISTING FIRST FLOOR	1,188	SF
EXISTING SECOND FLOOR	437	SF
EXISTING TOTAL	1,625	SF
ADDITION SQFT	**22**	**SF**
TOTAL SQFT	1,647	SF

AREA BY USE

RESIDENTIAL	1,647	SF

MAJOR APPLICABLE CODES AND REGULATIONS
(NOT LIMITED TO THE FOLLOWING)

INTERNATIONAL BUILDING CODE, 2015 EDITION WITH THE 2006 CITY OF NEW ORLEANS AMENDMENTS
INTERNATIONAL EXISTING BUILDING CODE, 2015 EDITION
INTERNATIONAL MECHANICAL CODE, 2015 EDITION
NATIONAL ELECTRIC CODE, 2015 EDITION
INTERNATIONAL PLUMBING CODE, 2015 EDITION
NFPA LIFE SAFETY CODE, 2015
AMERICANS WITH DISABILITIES ACT, 2010 STANDARDS
NFPA 88A STANDARD FOR PARKING STRUCTURES, 2011 EDITION
COMMERCIAL BUILDING ENERGY CONSERVATION CODE, ASHRAE 90.1, 2007

ZONING CLASSIFICATION
HMR-3

PRIMARY USE
RESIDENTIAL

BOUNDING STREETS
DESIRE STREET, BURGUNDY STREET, PIETY STREET, DAUPHINE STREET

SITE AREA
3,240 SF

PARKING

NOT REQUIRED

LOADING
NOT REQUIRED

FLOOD ZONE
X

ABBREVIATIONS

2NDB	SECOND FLOOR X-BRACING
AD	AREA DRAIN
A.F.R	ABOVE FINISH ROOF
A.F.G.	ABOVE FINISH GRADE
ADJ.	ADJUSTABLE
ALUM.	ALUMINUM
APPROX.	APPROXIMATELY
ASB	ASBESTOS
ATTEN.	ATTENUATION
B	BRICK
BD.	BOARD
BLDG.	BUILDING
BLK.	BLOCK
BM.	BEAM
BOL.	BOLLARD
BOT.	BOTTOM
C.B.	CATCH BASIN
C.G.	CORNER GUARD
C.J.	CONTROL JOINT
C.M.U.	CONCRETE MASONRY UNIT
C.O.	CLEAN OUT
C.R.	COLD ROLLED
CEM.	CEMENT
CLG.	CEILING
COL.	COLUMN
CONC.	CONCRETE
CONST.	CONSTRUCTION
CONT.	CONTINUOUS
CSB	CLERESTORY BRACING
DBL.	DOUBLE
DEMO.	DEMOLITION
DET.	DETAIL
DIA.	DIAMETER
DIAG.	DIAGONAL
DIM.	DIMENSION
DISP.	DISPENSER
DN.	DOWN
DS	DOWNSPOUT
DWG	DRAWING
EA.	EACH
EF	EIFS
E.J.	EXPANSION JOINT
EL.	ELEVATION
ELECT.	ELECTRICAL
ENAM.	ENAMEL
EQ.	EQUAL
EQUIP.	EQUIPMENT
E.W.	EACH WAY
E.W.C.	ELECTRIC WATER COOLER
EXIST.	EXISTING
EXP.	EXPANSION
EXT.	EXTERIOR
F.D.	FLOOR DRAIN
F.H.	FLAT HEAD
FDN.	FOUNDATION
FIN.	FINISH
FLR.	FLOOR
FLUOR.	FLUORESCENT
FOC	FACE OF CONC. (MAS.)
F.R.	FIRE RESISTANCE
FRM.	FRAME
FRP.	FIBERGLASS REINFORCED PANEL
FT.	FOOT
G.I.	GALVANIZED IRON
GA.	GAUGE
GALV.	GALVANIZED
GEN.	GENERAL
GYP.	GYPSUM
GYP. BD.	GYPSUM BOARD
H.M.	HOLLOW METAL
H.R.	HANDRAIL
HORIZ.	HORIZONTAL
HT.	HEIGHT
I.D.	INSIDE DIMENSION
IN.	INCH
INSUL.	INSULATION
INT.	INTERIOR
INV.	INVERT
J.B.	JUNCTION BOX
JT.	JOINT
LM	LIMESTONE
LT. WT.	LIGHT WEIGHT
MANUF.	MANUFACTURER
MAX	MAXIMUM
MB	MODIFIED BITUMEN
MBR	MODIFIED BITUMEN ROOFING
MECH.	MECHANICAL
MTL.	METAL
MIN.	MINIMUM
M.H.	METAL THRESHOLD
N.I.C.	NOT IN CONTRACT
NOM.	NOMINAL
NTS.	ALE
O.C.	CENTER
O.D.	OUTSIDE DIAMETER
OPG.	OPENING
P.	PAINT
PARTN.	PARTITION
PLAS.	PLASTER
PLWD.	PLYWOOD
Q.T.	QUARRY TILE
MRF	METAL ROOF FINISH
R.D.	ROOF DRAIN
R.O.	ROUGH OPENING
RAD.	RADIUS
RE.	REFERENCE
REC.	RECESSED
REINF.	REINFORCED
REQ'D	REQUIRED
RET.	RETAINING
RM.	ROOM
S	SEALANT
S.B.S.	STYRENE BUTADIENE STYRENE
S.S.	STAINLESS STEEL
SCHED.	SCHEDULE
SECT.	SECTION
SH	SHUTTER
SHT.	SHEET
SIM	SIMILAR
SL.	SLOPE
SPEC.	SPECIFICATION\
SQ.	SQUARE
STC	SOUND TRANSMISSION CLASS
STD.	STANDARD
STL.	STEEL
STRUCT.	STRUCTURAL
SUSP.	SUSPENDED
T.	TREADS
T.&B.	TOP AND BOTTOM
TC	TERRA COTTA
T.O.C.	TOP OF CONCRETE
T.O.S.	TOP OF STEEL
THRU.	THROUGH
TRD	TREATED
TYP.	TYPICAL
U.N.O.	UNLESS NOTED OTHERWISE
U.O.N.	UNLESS OTHERWISE NOTED
V.C.P.	VERIFIED CLAY PIPE
VERT.	VERTICAL
W/	WITH
W.F.	WIDE FLANGE
W.P.	WATERPROOF
W.W.F.	WELDED WIRE FABRIC
WD.	WOOD
XB	X-BRACING

GRAPHICS LEGEND

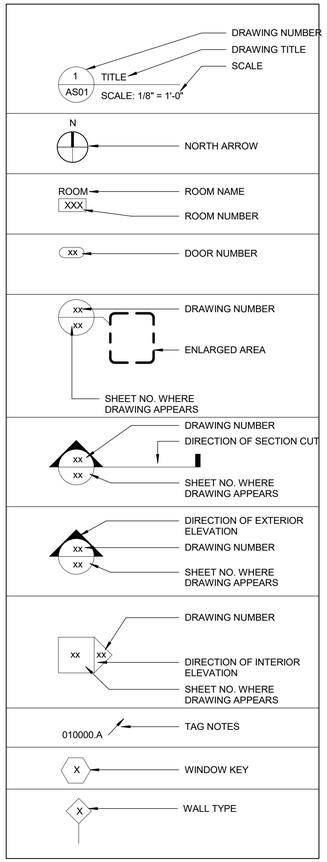

MATERIALS

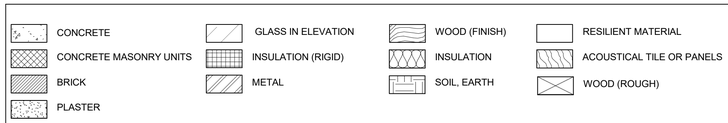

© 2022 Albert Architecture & Urban Design apllc

ALBERT
ARCHITECTURE

Albert Architecture & Urban Design apllc

3221 Tulane Avenue
New Orleans, LA 70119
504.827.0056

This drawing is copyrighted and is the sole property of Albert Architecture & Urban Design apllc. Any use or reproduction of this drawing or the information contained herein without the written permission of Albert Architecture & Urban Design apllc is prohibited, all rights reserved.

FINAL PERMIT RELEASE
DEPARTMENT OF SAFETY AND PERMITS
PLAN REVIEW DIVISION
These plans and specifications have been examined and no evidence of violation of the International Building Code or other laws applicable to the City of New Orleans, has been noted. This action is contingent upon installation and work complying with the code during the construction phase of the project.
(New Orleans Code Sections 26-31 and 33-10)
Any changes to or deviation from approved plans must be submitted to the Department of Safety and Permits for review before work must stop until the revised plans have been examined and approved.
Work beyond that which is specified in these approved drawings is not authorized. Performing work beyond the scope of these plans is a violation of the City Code and is subject to penalties. (Section 108 - Amendments to the International Building Code section 108.4 Violation of the building permit)
dclee 09/26/2022
REVIEWED FOR CODE COMPLIANCE

HISTORIC DISTRICT LANDMARKS COMMISSION
09-07
cdklugh
22
APPROVED

WADE RESIDENCE

836 Desire Street
New Orleans, LA 70117

Project No. AA2136

RICHARD P. ALBERT
REG. NO. 5045
STATE OF LOUISIANA
REGISTERED ARCHITECT

08/25/22

Drawn by: Author
Checked by: Checker

EXISTING CONDITIONS	01/06/22
SCHEMATICS	05/04/22
PERMIT SET	06/15/22
HDLC REVIEW	08/25/22

G-0.01

INFORMATION SHEET

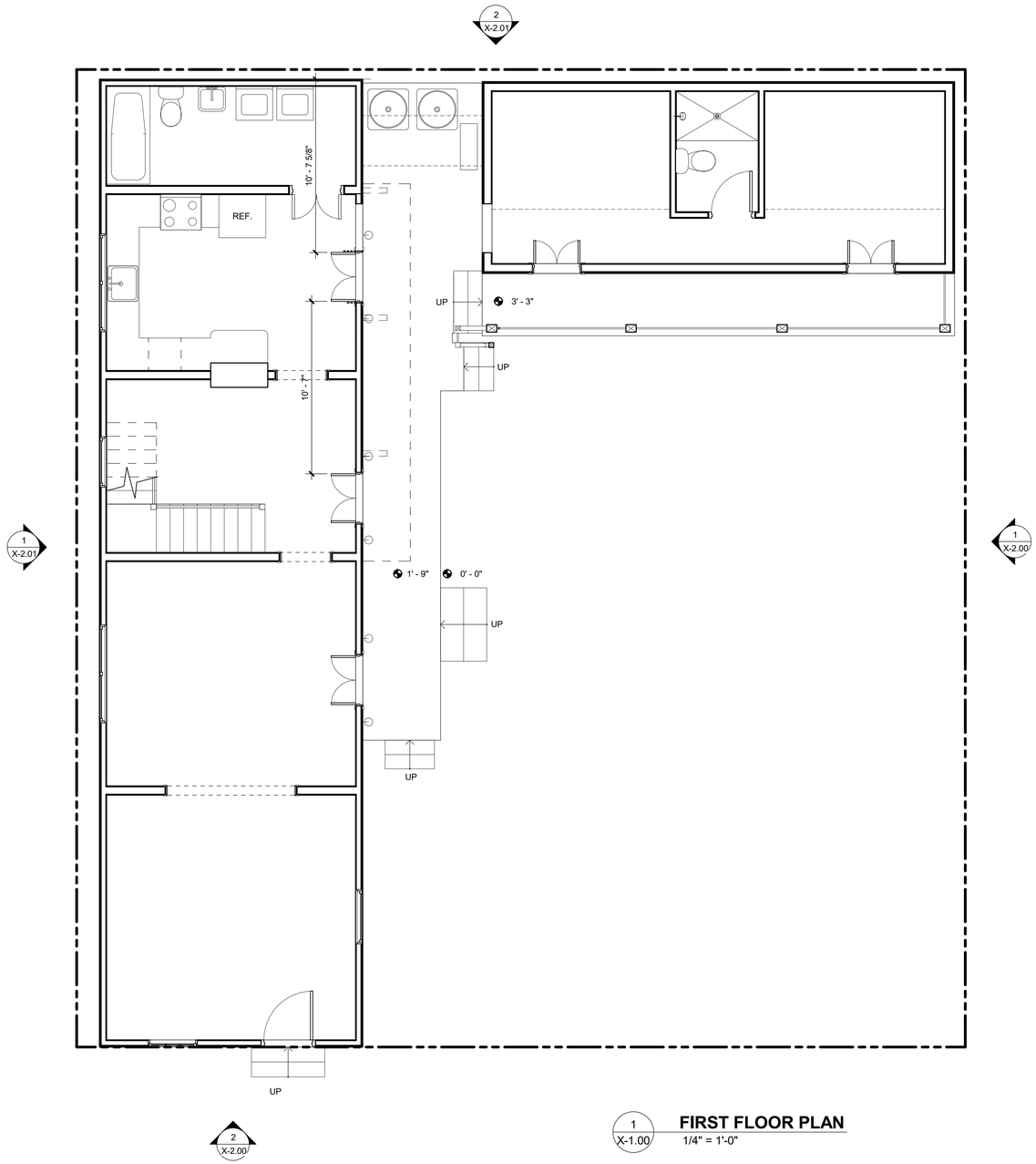

1
X-1.00
FIRST FLOOR PLAN
1/4" = 1'-0"

ALBERT
ARCHITECTURE

Albert Architecture & Urban Design apllc

3221 Tulane Avenue
New Orleans, LA 70119
504.827.0056

This drawing is copyrighted and is the sole property of Albert Architecture & Urban Design apllc. Any use or reproduction of this drawing or the information contained herein without the written permission of Albert Architecture & Urban Design apllc is prohibited, all rights reserved.

FINAL PERMIT RELEASE
DEPARTMENT OF SAFETY AND PERMITS
PLAN REVIEW DIVISION
REVIEWED FOR CODE COMPLIANCE
dclee 09/26/2022

HISTORIC DISTRICT LANDMARKS COMMISSION
09-07
cdklugh
22
APPROVED

WADE RESIDENCE

836 Desire Street
New Orleans, LA 70117

Project No. AA2136

RICHARD P. ALBERT
REG. NO. 5245
STATE OF LOUISIANA
REGISTERED ARCHITECT

08/25/22

Drawn by:	AP
Checked by:	JM

EXISTING CONDITIONS	01/06/22
SCHEMATICS	05/04/22
PERMIT SET	06/15/22
HDLC REVIEW	08/25/22

© 2022 Albert Architecture & Urban Design apllc

X-1.00

EXISTING FIRST FLOOR

2 X-2.00 **EXISTING EAST ELEVATION**

1/4" = 1'-0"

1 X-2.00 **EXISTING NORTH ELEVATION**

1/4" = 1'-0"

© 2022 Albert Architecture & Urban Design apllc

ALBERT
ARCHITECTURE

Albert Architecture & Urban Design apllc

3221 Tulane Avenue
New Orleans, LA 70119
504.827.0056

This drawing is copyrighted and is the sole property of Albert Architecture & Urban Design apllc. Any use or reproduction of this drawing or the information contained herein without the written permission of Albert Architecture & Urban Design apllc is prohibited, all rights reserved.

FINAL PERMIT RELEASE

DEPARTMENT OF SAFETY AND PERMITS
PLAN REVIEW DIVISION

These plans and specifications have been examined and no evidence of noncompliance with applicable provisions of the laws and ordinances of the City of New Orleans, has been noted. This action is contingent upon installation and work complying with the code during the construction and occupancy phases.
(New Orleans Code Sections 26-31 and 33-10)

Any changes to or deviation from approved plans must be submitted and approved prior to the change being made. Otherwise, work must stop until the revised plans have been examined and approved.

Work beyond that which is specified in these approved drawings is not authorized. Performing work beyond the scope of these plans is a violation of the law and may result in fines. Refer to the Code Amendments to the International Building Code and/or Ordinance of the building permits.

dclee 09/26/2022

REVIEWED FOR CODE COMPLIANCE

HISTORIC DISTRICT LANDMARKS COMMISSION
09-07
cdklugh
22
APPROVED

WADE RESIDENCE

836 Desire Street
New Orleans, LA 70117

Project No. AA2136

RICHARD P. ALBERT
REG. NO. 5845
STATE OF LOUISIANA
REGISTERED ARCHITECT

08/25/22

Drawn by: AP
Checked by: JM

EXISTING CONDITIONS	01/06/22
SCHEMATICS	05/04/22
PERMIT SET	06/15/22
HDLC REVIEW	08/25/22

X-2.00

EXISTING ELEVATIONS

1
X-2.01

EXISTING SOUTH ELEVATION
1/4" = 1'-0"

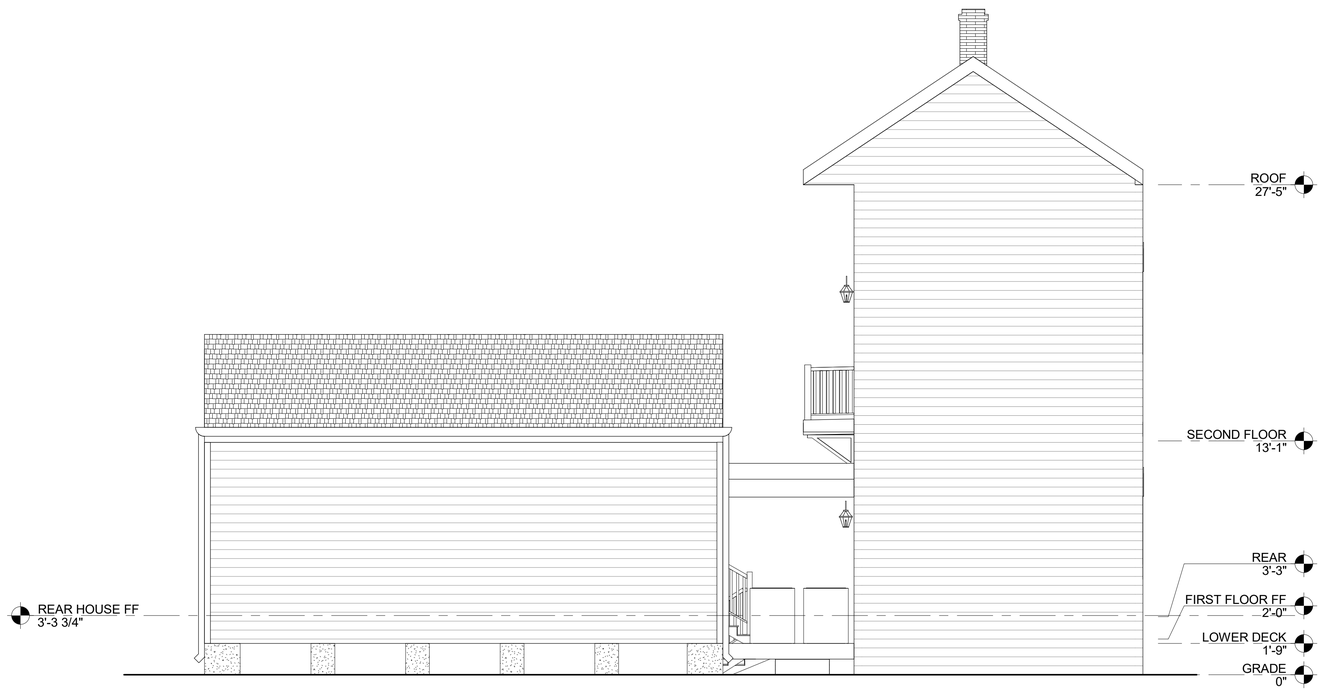

2
X-2.01

EXISTING WEST ELEVATION
1/4" = 1'-0"

© 2022 Albert Architecture & Urban Design apllc

ALBERT
ARCHITECTURE

Albert Architecture & Urban Design apllc

3221 Tulane Avenue
New Orleans, LA 70119
504.827.0056

This drawing is copyrighted and is the sole property of Albert Architecture & Urban Design apllc. Any use or reproduction of this drawing or the information contained herein without the written permission of Albert Architecture & Urban Design apllc is prohibited, all rights reserved.

FINAL PERMIT RELEASE
DEPARTMENT OF SAFETY AND PERMITS
PLAN REVIEW DIVISION
REVIEWED FOR CODE COMPLIANCE
dclee 09/26/2022

HISTORIC DISTRICT LANDMARKS COMMISSION
09-07
cdklugh
22
APPROVED

WADE
RESIDENCE

836 Desire Street
New Orleans, LA 70117

Project No. AA2136

RICHARD P. ALBERT
REG. NO. 5245
STATE OF LOUISIANA
REGISTERED ARCHITECT

08/25/22

Drawn by:	AP
Checked by:	JM

EXISTING CONDITIONS	01/06/22
SCHEMATICS	05/04/22
PERMIT SET	06/15/22
HDLC REVIEW	08/25/22

X-2.01

EXISTING EXTERIOR
ELEVATIONS

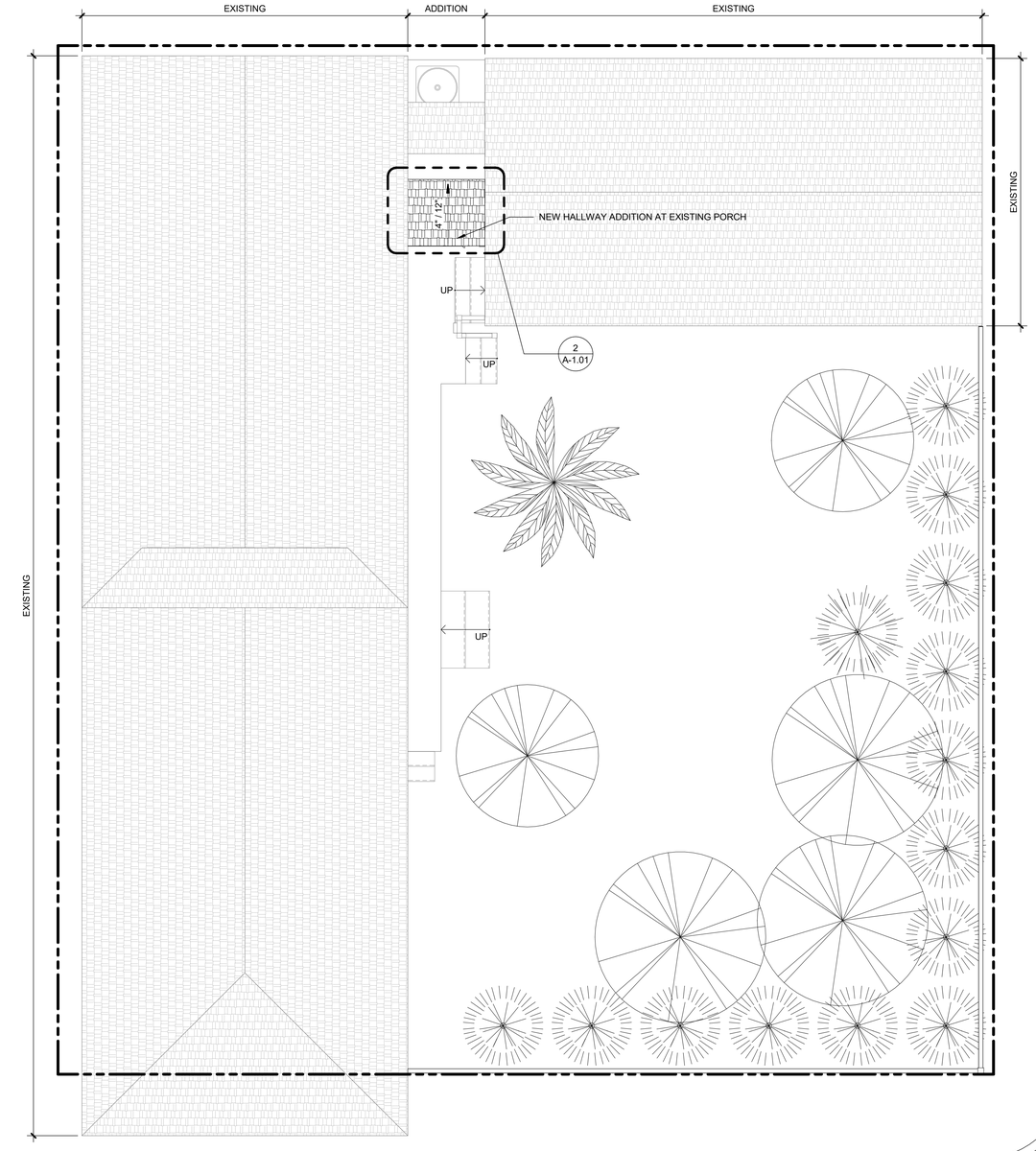

1 A-1.00 **SITE PLAN**
1/4" = 1'-0"

ALBERT
ARCHITECTURE

Albert Architecture & Urban Design apllc

3221 Tulane Avenue
New Orleans, LA 70119
504.827.0056

This drawing is copyrighted and is the sole property of Albert Architecture & Urban Design apllc. Any use or reproduction of this drawing or the information contained herein without the written permission of Albert Architecture & Urban Design apllc is prohibited, all rights reserved.

FINAL PERMIT RELEASE
DEPARTMENT OF SAFETY AND PERMITS
PLAN REVIEW DIVISION
These plans and specifications have been examined and no evidence of noncompliance with applicable codes and laws has been found by the City of New Orleans. Any action is contingent upon installation and work complying with the code during the construction phase of the project.
(New Orleans Code Sections 26-31 and 33-10)
Any changes to or deviation from approved plans must be submitted for review and approval. Failure to do so may result in work must stop until the revised plans have been examined and approved.
Work beyond that which is specified in these approved drawings is not authorized. Performing work beyond the scope of these plans is a violation of the City Code and may result in fines. Refer to Amendments to the International Building Code section 105 of the building permits.
dclee 09/26/2022
REVIEWED FOR CODE COMPLIANCE

HISTORIC DISTRICT LANDMARKS COMMISSION
09-07
cdklugh
22
APPROVED

WADE RESIDENCE

836 Desire Street
New Orleans, LA 70117

Project No. AA2136

RICHARD P. ALBERT REG. NO. 5245 STATE OF LOUISIANA REGISTERED ARCHITECT

08/25/22

Drawn by: AP
Checked by: JM

EXISTING CONDITIONS	01/06/22
SCHEMATICS	05/04/22
PERMIT SET	06/15/22
HDLC REVIEW	08/25/22

A-1.00

SITE PLAN

© 2022 Albert Architecture & Urban Design apllc

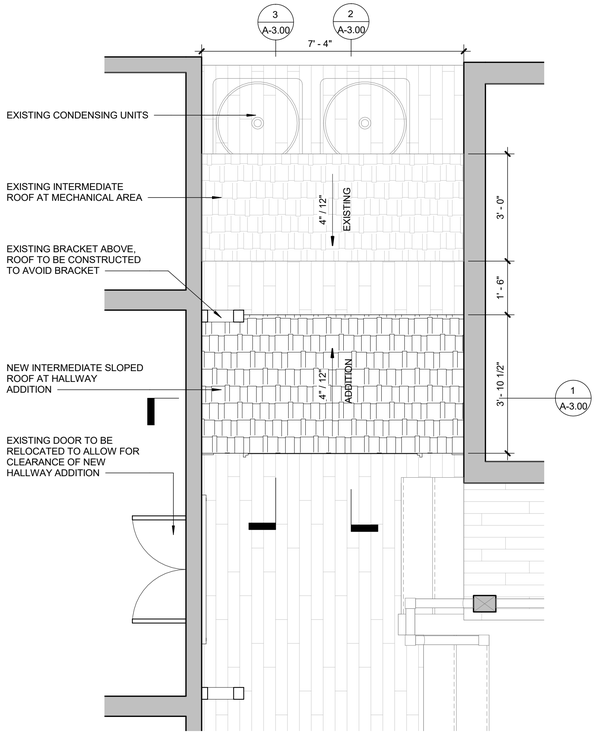

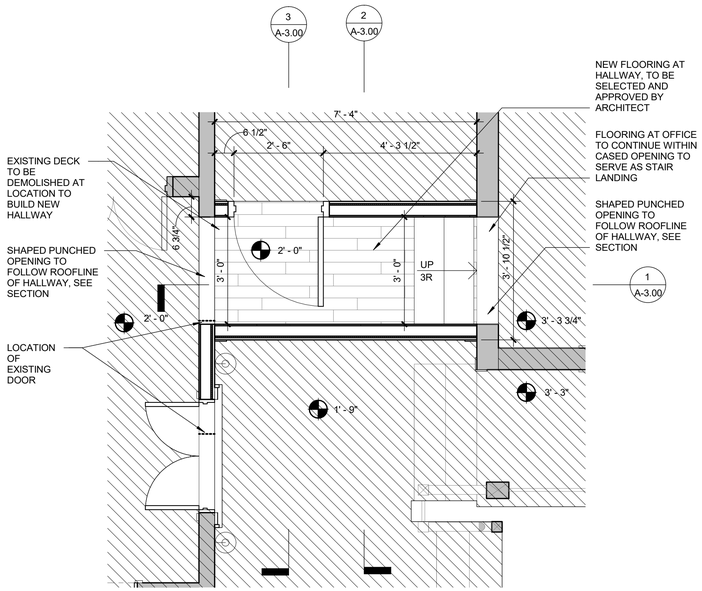

2 A-1.01 **ENLARGED PLAN AT HALLWAY**
1/2" = 1'-0"

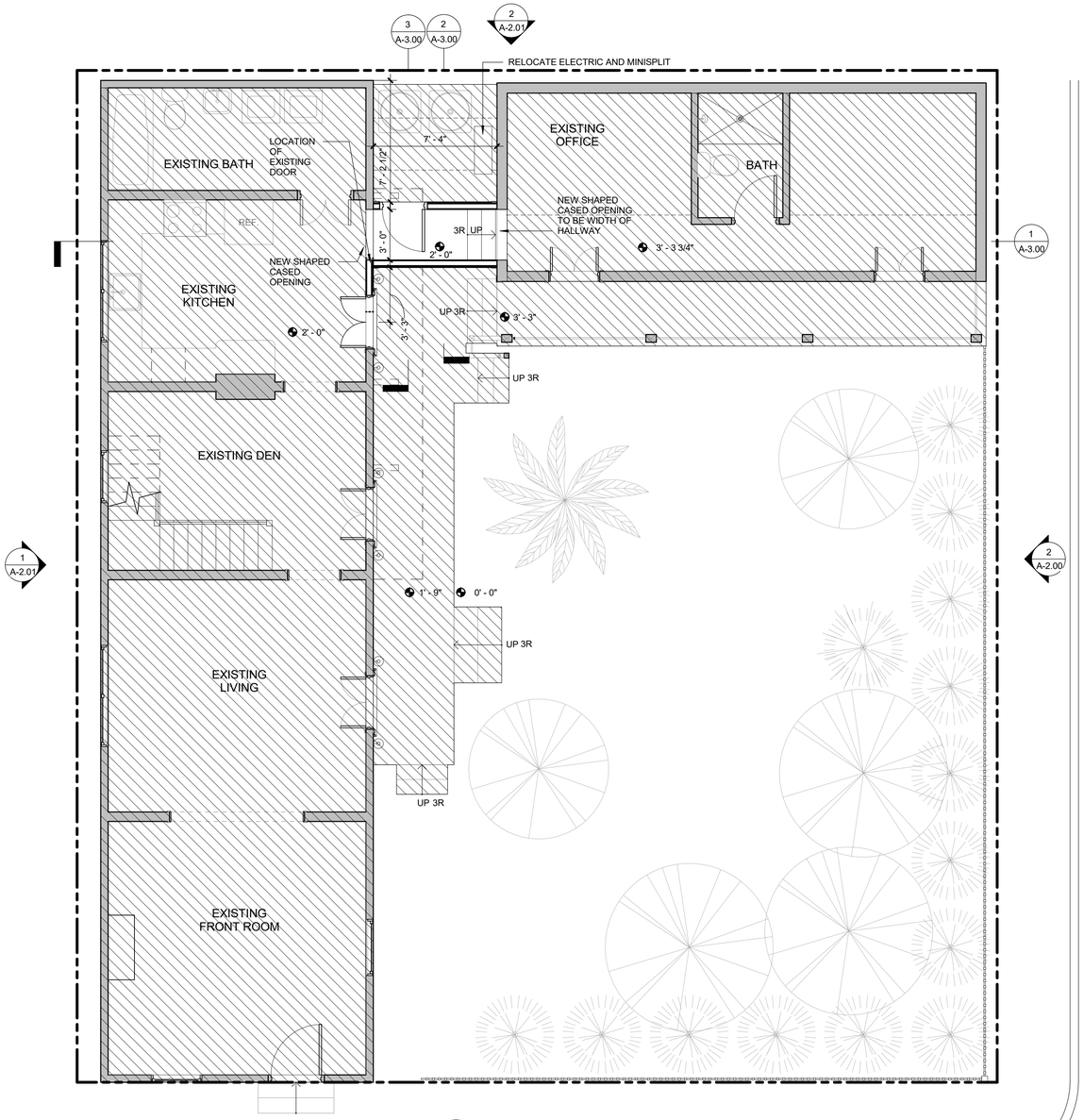

1 A-1.01 **FIRST FLOOR PLAN**
1/4" = 1'-0"

1
A-2.02

© 2022 Albert Architecture & Urban Design apllc

ALBERT
ARCHITECTURE

Albert Architecture & Urban Design apllc

3221 Tulane Avenue
New Orleans, LA 70119
504.827.0056

This drawing is copyrighted and is the sole property of Albert Architecture & Urban Design apllc. Any use or reproduction of this drawing or the information contained herein without the written permission of Albert Architecture & Urban Design apllc is prohibited, all rights reserved.

FINAL PERMIT RELEASE
DEPARTMENT OF SAFETY AND PERMITS
PLAN REVIEW DIVISION
These plans and specifications have been examined and no evidence of noncompliance with applicable laws, codes, and ordinances adopted by the City of New Orleans, has been noted. This action is contingent upon installation and work complying with the code during the construction and occupancy phases.
(New Orleans Code Sections 26-14 and 33-10)
Any changes to or deviation from approved plans must be submitted and approved prior to the change or deviation. Approved work must stop until the revised plans have been examined and approved.
Work beyond that which is specified in these approved drawings is not authorized. Performing work beyond the scope of these plans is a violation of the City Code and may result in the revocation of permits. Amendments to the International Building Code and/or Addendum of the building permits.
REVIEWED FOR CODE COMPLIANCE
dclee 09/26/2022

HISTORIC DISTRICT LANDMARKS COMMISSION
09-07
cdklugh
22
APPROVED

WADE RESIDENCE

836 Desire Street
New Orleans, LA 70117

Project No. AA2136

RICHARD P. ALBERT REG. NO. 05045 STATE OF LOUISIANA REGISTERED ARCHITECT

08/25/22

Drawn by: AP/KT
Checked by: AP

EXISTING CONDITIONS	01/06/22
SCHEMATICS	05/04/22
PERMIT SET	06/15/22
HDLC REVIEW	08/25/22

A-1.01

PROPOSED FIRST FLOOR PLAN

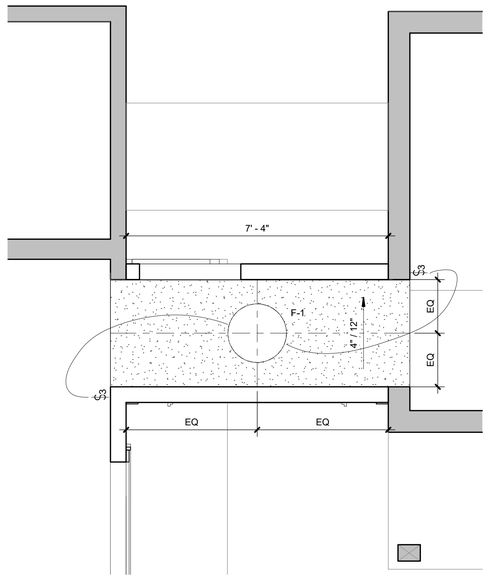

1 A-1.04 **REFLECTED CEILING PLAN**

1/2" = 1'-0"

GENERAL RCP NOTES

1. EXISTING CEILING AND LIGHTING TO REMAIN, MODIFY AS REQUIRED.
2. OUTLETS TO BE INSTALLED PER CODE. FINISH OF ALL OUTLETS, EXISTING AND NEW, TO BE COORDINATED WITH OWNER AND ARCHITECT.
3. CARBON MONOXIDE DETECTORS AND SMOKE DETECTORS TO BE INSTALLED AS SHOWN AND AS REQUIRED TO MEET CURRENT BUILDING CODE REQUIREMENTS.
4. COORDINATE ALL RECESSED LIGHT HOUSING LOCATIONS WITH ARCHITECT IN FIELD PRIOR TO INSTALLATION TO ACCOMODATE CENTERLINES WITH FRAMING.
5. ELECTRICIAN SHALL VERIFY SWITCH LOCATIONS WITH ARCHITECT/OWNER PRIOR TO START OF INSTALLATION.
6. PROVIDE SUBMITTALS OF ALL LIGHT FIXTURES, FANS, AND SWITCHES FOR ARCHITECT'S REVIEW PRIOR TO THE START OF CONSTRUCTION.
7. ALL WALL-MOUNTED VANITY, PICTURE LIGHTS, SCONCES, AND DECORATIVE FIXTURES TO BE LOCATED IN THE FIELD WITH ARCHITECT.
8. PROVIDE BLOCKING AT ALL DECORATIVE LIGHT FIXTURES, COORDINATE WITH THE ARCHITECT.
9. V.I.F. ALL CENTERLINES WITH ARCHITECT IN FIELD.
10. CONTRACTOR TO PROVIDE DESIGN / BUILD PRICE FOR COMPLETE ELECTRICAL SYSTEM ACCOMMODATING THE ILLUSTRATED LAYOUT. PROVIDE SHOP DRAWINGS FOR OWNER'S REVIEW PRIOR TO THE START OF CONSTRUCTION, TYP.

LEGEND

- GYPSUM BOARD CEILING
- VARIES — CEILING HEIGHT
- F1 — CEILING MOUNTED PENDANT LIGHT- TO BE MOUNTED ON SLOPED CEILING
- RETURN VENT
- SUPPLY VENT
- WIRE RUN
- S — LIGHT SWITCH
- S3 — MULTIPLE POINT LIGHT SWITCH
- SD — DIMMER LIGHT SWITCH
- DUPLEX OUTLET
- GFI — DUPLEX OUTLET, GROUND FAULT
- SM — SMOKE DETECTOR

© 2022 Albert Architecture & Urban Design apllc

ALBERT
ARCHITECTURE

Albert Architecture & Urban Design apllc

3221 Tulane Avenue
New Orleans, LA 70119
504.827.0056

This drawing is copyrighted and is the sole property of Albert Architecture & Urban Design apllc. Any use or reproduction of this drawing or the information contained herein without the written permission of Albert Architecture & Urban Design apllc is prohibited, all rights reserved.

FINAL PERMIT RELEASE

DEPARTMENT OF SAFETY AND PERMITS
PLAN REVIEW DIVISION

These plans and specifications have been examined and no evidence of violation of the applicable provisions of the Code of Ordinances of the City of New Orleans, has been noted. This action is contingent upon installation and work complying with the code during the construction and inspection phases.
(New Orleans Code Sections 26-31 and 33-10)

Any changes to or deviation from approved plans must be submitted and approved before work is done. Failure to comply with this requirement will result in a stop work order and the work must stop until the revised plans have been examined and approved.

Work beyond that which is specified in these approved drawings is not authorized. Performing work beyond the scope of these plans is a violation of the Code of Ordinances of the City of New Orleans and Amendments to the International Building Code and/or revocation of the building permits.

dclee 09/26/2022

REVIEWED FOR CODE COMPLIANCE

HISTORIC DISTRICT LANDMARKS COMMISSION
09-07
cdklugh
22
APPROVED

WADE RESIDENCE

836 Desire Street
New Orleans, LA 70117

Project No. AA2136

RICHARD P. ALBERT REG. NO. 5949 STATE OF LOUISIANA REGISTERED ARCHITECT

08/25/22

Drawn by: AP
Checked by: JM

EXISTING CONDITIONS	01/06/22
SCHEMATICS	05/04/22
PERMIT SET	06/15/22
HDLC REVIEW	08/25/22

A-1.04

FIRST FLOOR PLAN - REFLECTED CEILING

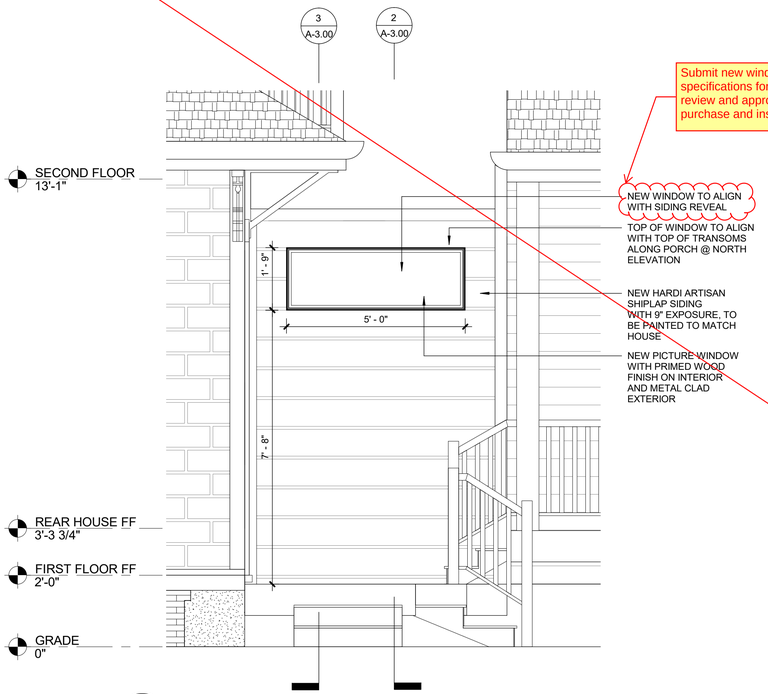

Submit new window specifications for HDLC review and approval prior to purchase and installation.

NEW WINDOW TO ALIGN WITH SIDING REVEAL

TOP OF WINDOW TO ALIGN WITH TOP OF TRANSOMS ALONG PORCH @ NORTH ELEVATION

NEW HARDI ARTISAN SHIPLAP SIDING WITH 9" EXPOSURE, TO BE PAINTED TO MATCH HOUSE

NEW PICTURE WINDOW WITH PRIMED WOOD FINISH ON INTERIOR AND METAL CLAD EXTERIOR

3 A-2.00 **NEW EAST ELEVATION - ENLARGED**

1/2" = 1'-0"

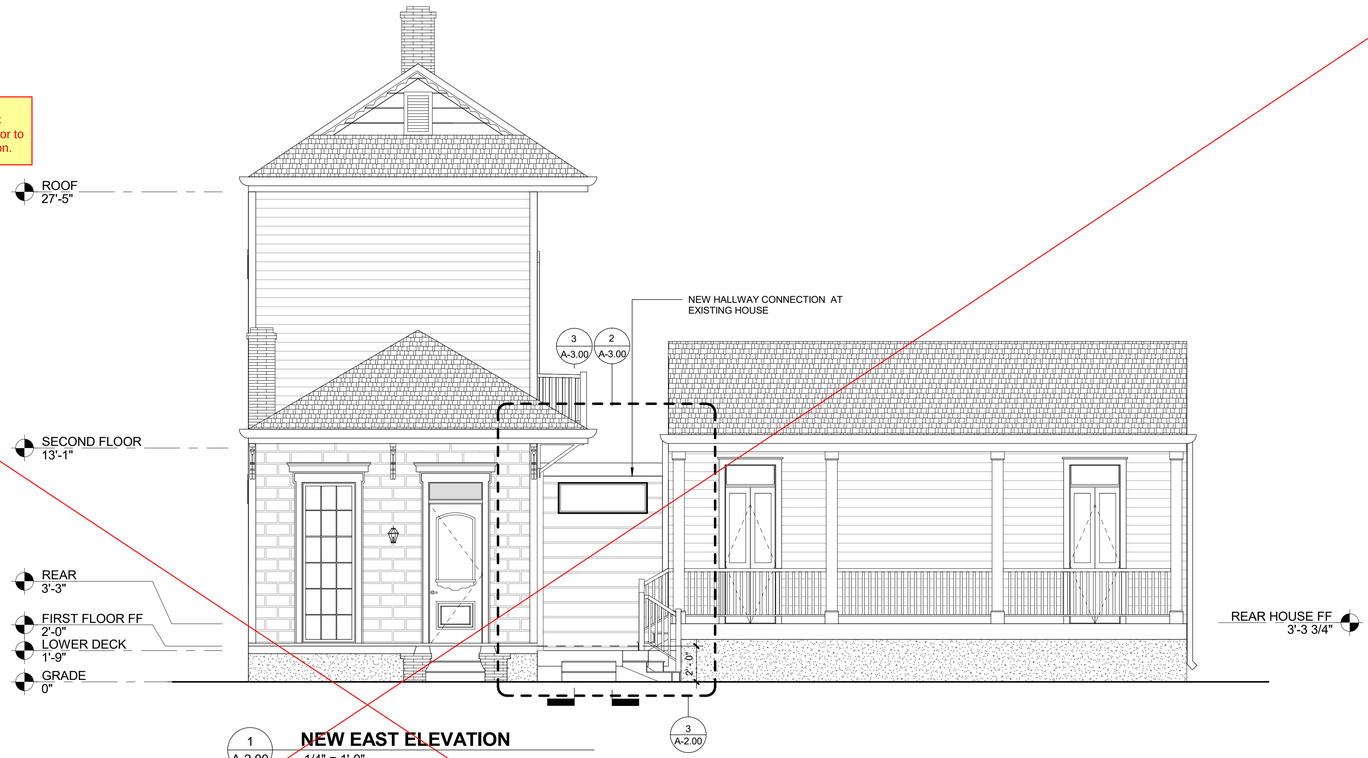

1 A-2.00 **NEW EAST ELEVATION**

1/4" = 1'-0"

SIDING SELECTION

HARDIE ARTISAN SQUARE CHANNEL

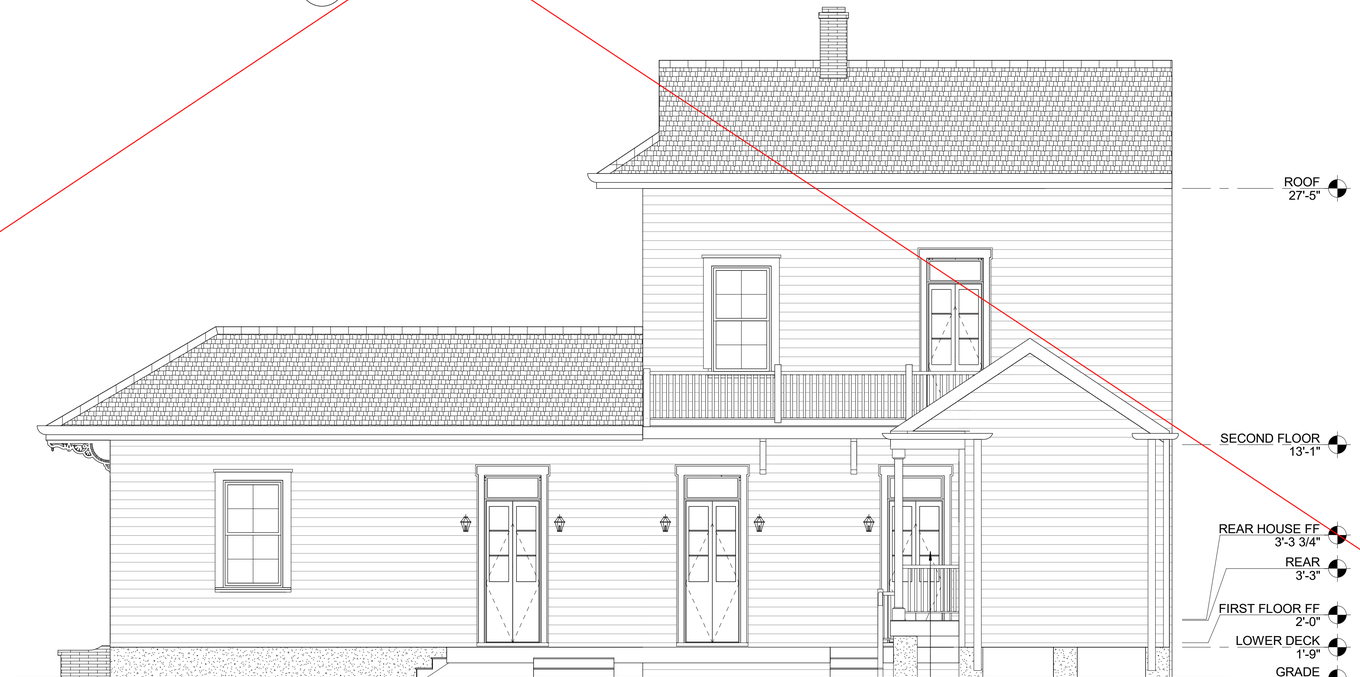

2 A-2.00 **NEW NORTH ELEVATION**

1/4" = 1'-0"

© 2022 Albert Architecture & Urban Design apllc

ALBERT ARCHITECTURE

Albert Architecture & Urban Design apllc

3221 Tulane Avenue
New Orleans, LA 70119
504.827.0056

This drawing is copyrighted and is the sole property of Albert Architecture & Urban Design apllc. Any use or reproduction of this drawing or the information contained herein without the written permission of Albert Architecture & Urban Design apllc is prohibited, all rights reserved.

FINAL PERMIT RELEASE

DEPARTMENT OF SAFETY AND PERMITS
PLAN REVIEW DIVISION

These plans and specifications have been examined and no evidence of noncompliance with applicable codes, laws, and ordinances adopted by the City of New Orleans, has been noted. This action is contingent upon installation and work complying with the code during the construction and occupancy phases.
(New Orleans Code Sections 26-14 and 33-10)

Any changes to or deviation from approved plans must be submitted for review and approval prior to the change. Deviations in work must stop until the revised plans have been examined and approved.

Work beyond that which is specified in these approved drawings is not authorized. Performing work beyond the scope of these plans is a violation of the City Code and may result in fines. Adoption of Amendments to the International Building Code and/or Publication of the building permits.

REVIEWED FOR CODE COMPLIANCE

dclee 09/26/2022

HISTORIC DISTRICT LANDMARKS COMMISSION
09-07
cdklugh
22
APPROVED

WADE RESIDENCE

836 Desire Street
New Orleans, LA 70117

Project No. AA2136

RICHARD P. ALBERT REG. NO. 5949 STATE OF LOUISIANA REGISTERED ARCHITECT

08/25/22

Drawn by: AP
Checked by: JM

EXISTING CONDITIONS	01/06/22
SCHEMATICS	05/04/22
PERMIT SET	06/15/22
HDLC REVIEW	08/25/22

A-2.00

EXTERIOR ELEVATIONS

Revised
09/12/2022 9:17:08 AM

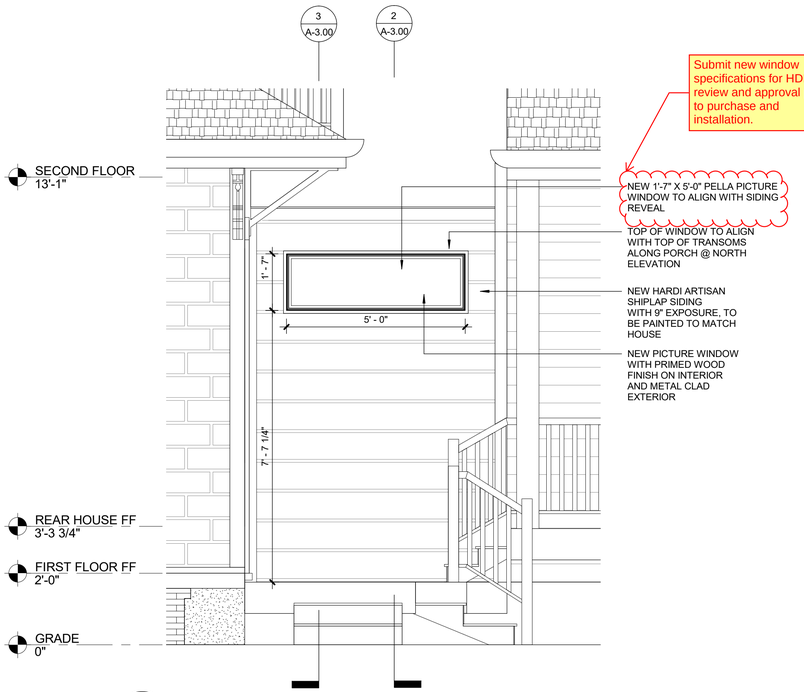

3 A-2.00 **NEW EAST ELEVATION - ENLARGED**
1/2" = 1'-0"

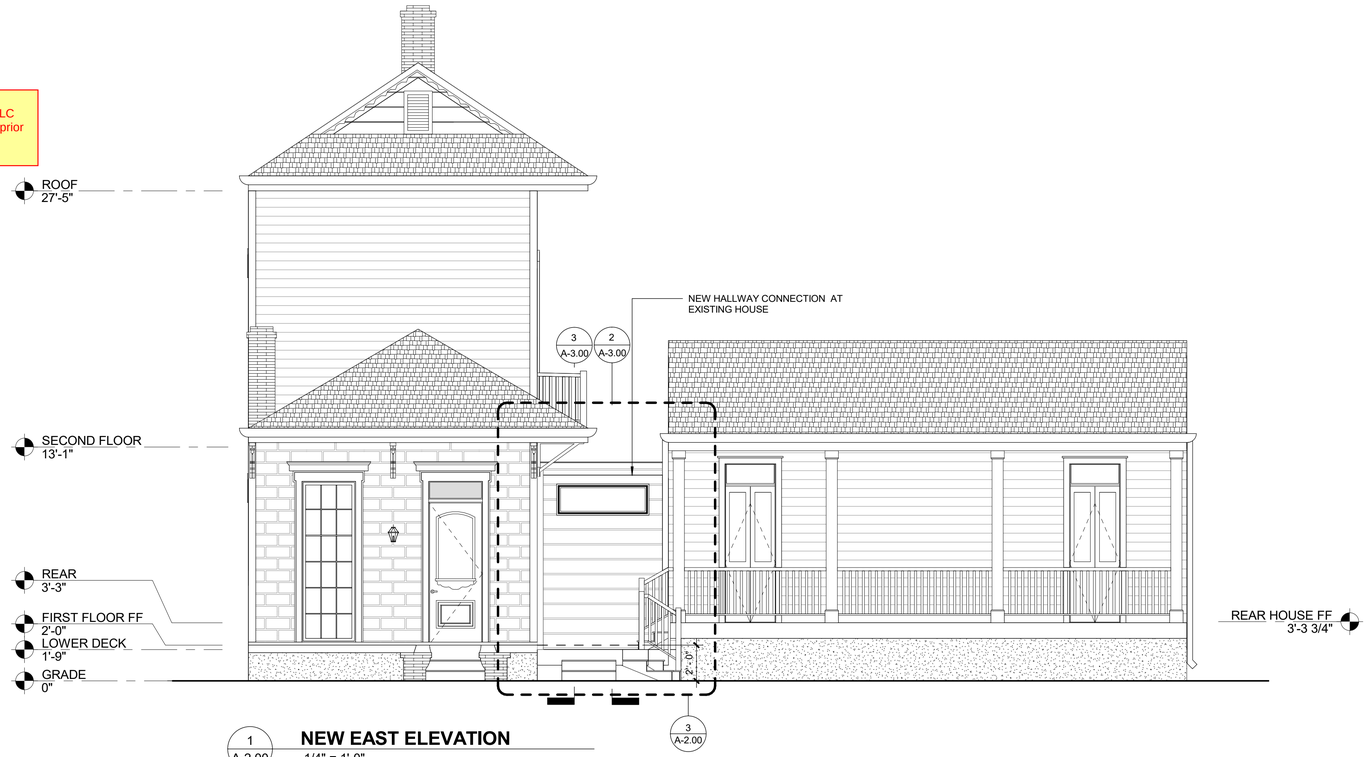

1 A-2.00 **NEW EAST ELEVATION**
1/4" = 1'-0"

2 A-2.00 **NEW NORTH ELEVATION**
1/4" = 1'-0"

SIDING SELECTION

HARDIE ARTISAN SQUARE CHANNEL

© 2022 Albert Architecture & Urban Design apllc

ALBERT ARCHITECTURE

Albert Architecture & Urban Design apllc

3221 Tulane Avenue
New Orleans, LA 70119
504.827.0056

This drawing is copyrighted and is the sole property of Albert Architecture & Urban Design apllc. Any use or reproduction of this drawing or the information contained herein without the written permission of Albert Architecture & Urban Design apllc is prohibited, all rights reserved.

WADE RESIDENCE

836 Desire Street
New Orleans, LA 70117

Project No. AA2136

09/07/22

Drawn by:	AP
Checked by:	JM

EXISTING CONDITIONS	01/06/22
SCHEMATICS	05/04/22
PERMIT SET	06/15/22
HDLC REVIEW	08/25/22
HDLC REV.	09/07/22

A-2.00

EXTERIOR ELEVATIONS

1 A-2.01 **NEW SOUTH ELEVATION**

1/4" = 1'-0"

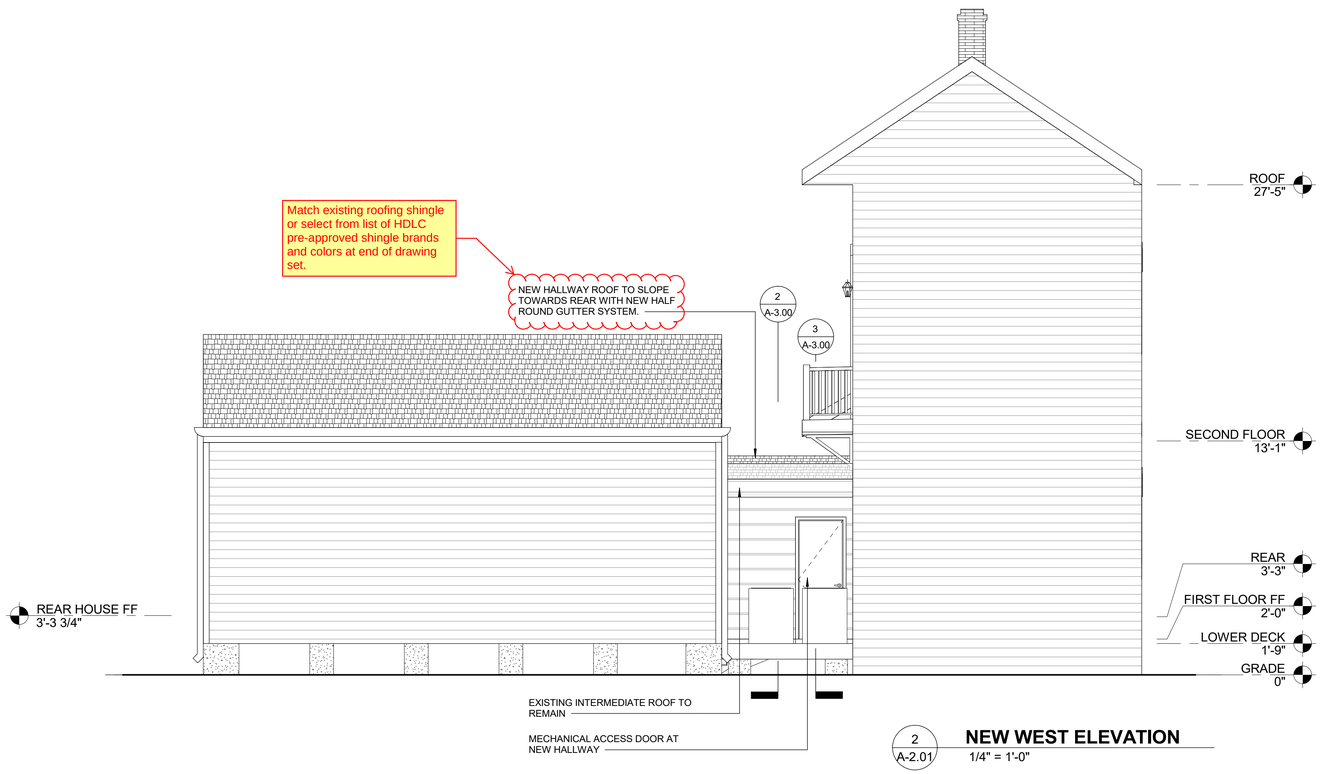

2 A-2.01 **NEW WEST ELEVATION**

1/4" = 1'-0"

© 2022 Albert Architecture & Urban Design apllc

ALBERT
ARCHITECTURE

Albert Architecture & Urban Design apllc

3221 Tulane Avenue
New Orleans, LA 70119
504.827.0056

This drawing is copyrighted and is the sole property of Albert Architecture & Urban Design apllc. Any use or reproduction of this drawing or the information contained herein without the written permission of Albert Architecture & Urban Design apllc is prohibited, all rights reserved.

FINAL PERMIT RELEASE

DEPARTMENT OF SAFETY AND PERMITS
PLAN REVIEW DIVISION

These plans and specifications have been examined and no evidence of noncompliance with applicable provisions of the Code, as adopted by the City of New Orleans, has been noted. This action is contingent upon installation and work complying with the code during the construction and occupancy phases.
(New Orleans Code Sections 26-31 and 33-10)

Any changes to or deviation from approved plans must be submitted for review and approval prior to the change being made; work must stop until the revised plans have been examined and approved.

Work beyond that which is specified in these approved drawings is not authorized. Performing work beyond the scope of these plans is a violation of the Code and may result in the imposition of fines. Amendments to the International Building Code and/or revocation of the building permits.

REVIEWED FOR CODE COMPLIANCE

dclee 09/26/2022

HISTORIC DISTRICT LANDMARKS COMMISSION
09-07
cdklugh
22
APPROVED

WADE RESIDENCE

836 Desire Street
New Orleans, LA 70117

Project No. AA2136

RICHARD P. ALBERT
REG. NO. 5245
STATE OF LOUISIANA
REGISTERED ARCHITECT

08/25/22

Drawn by: AP
Checked by: JM

EXISTING CONDITIONS	01/06/22
SCHEMATICS	05/04/22
PERMIT SET	06/15/22
HDLC REVIEW	08/25/22

A-2.01

EXTERIOR ELEVATIONS

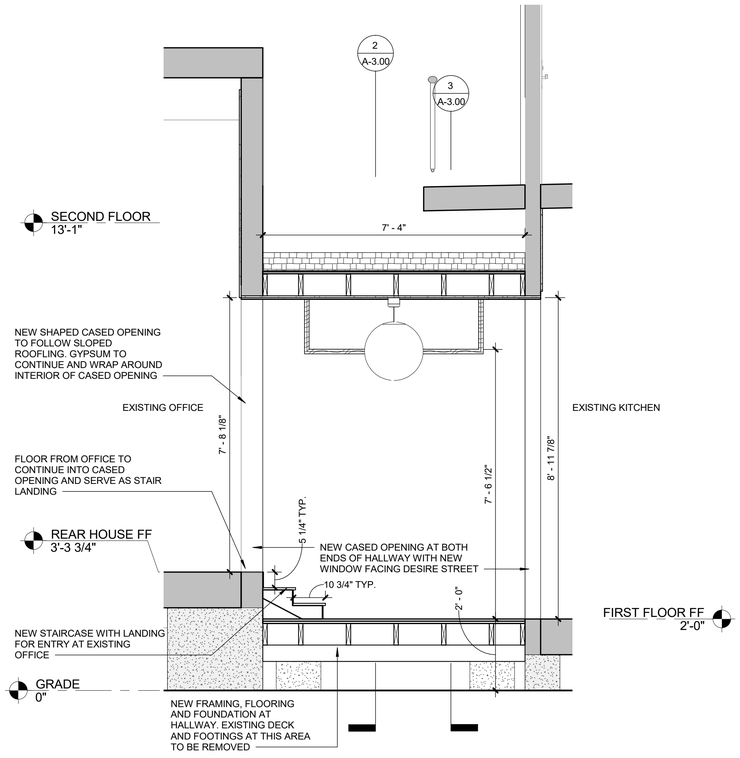

1 A-3.00 **SECTION THRU NEW HALL**
1/2" = 1'-0"

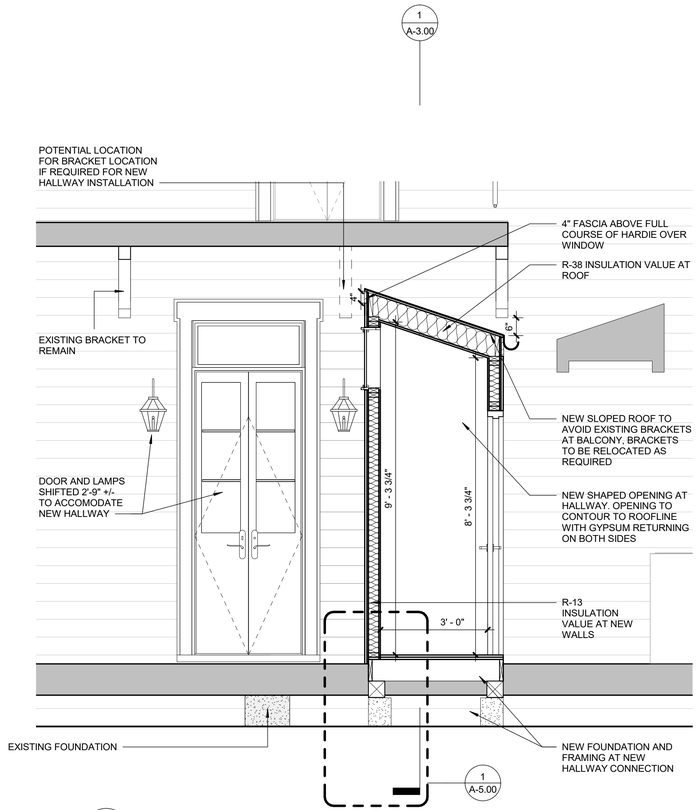

3 A-3.00 **SECTION THRU NEW HALL - 3**
1/2" = 1'-0"

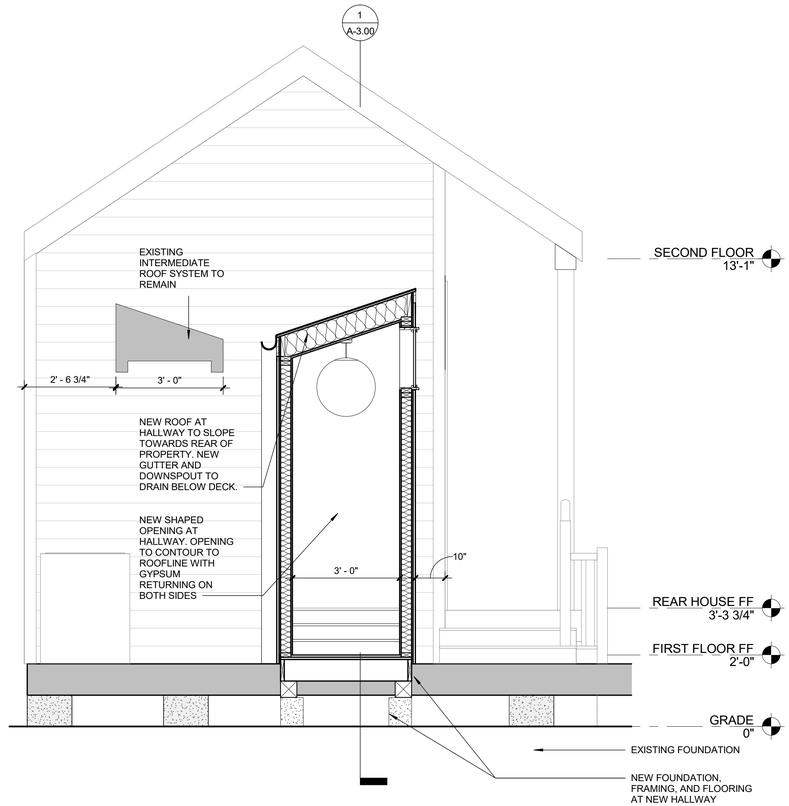

2 A-3.00 **SECTION THRU NEW HALL -2**
1/2" = 1'-0"

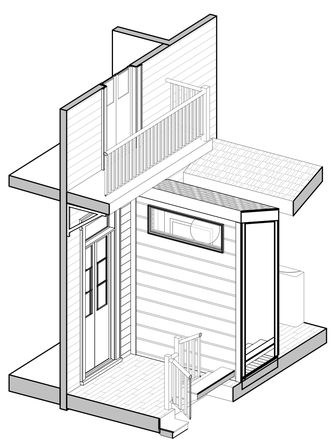

6 A-3.00 **AXON VIEW OF ADDITION**

© 2022 Albert Architecture & Urban Design apllc

ALBERT
ARCHITECTURE

Albert Architecture & Urban Design apllc

3221 Tulane Avenue
New Orleans, LA 70119
504.827.0056

This drawing is copyrighted and is the sole property of Albert Architecture & Urban Design apllc. Any use or reproduction of this drawing or the information contained herein without the written permission of Albert Architecture & Urban Design apllc is prohibited, all rights reserved.

DEPARTMENT OF SAFETY AND PERMITS
PLAN REVIEW DIVISION
These plans and specifications have been examined and no evidence of non-compliance with applicable laws, codes, and ordinances adopted by the City of New Orleans, has been noted. This action is contingent upon installation and work complying with the code during the construction phase of this project.
(New Orleans Code Sections 26-31 and 33-10)
Any changes to or deviation from approved plans must be submitted to the Department of Safety and Permits for approval before work must stop until the revised plans have been examined and approved.
Work beyond that which is specified in these approved drawings is not authorized. Performing work beyond the scope of these plans is a violation of the City Code and may result in the issuance of stop work orders.
Amendments to the International Building Code and/or Addendum of the building permit.
FINAL PERMIT RELEASE
REVIEWED FOR CODE COMPLIANCE
dclee 09/26/2022

HISTORIC DISTRICT LANDMARKS COMMISSION
09-07
cdklugh
22
APPROVED

WADE RESIDENCE

836 Desire Street
New Orleans, LA 70117

Project No. AA2136

RICHARD P. ALBERT REG. NO. 5045 STATE OF LOUISIANA REGISTERED ARCHITECT

08/25/22

Drawn by: AP
Checked by: JM

EXISTING CONDITIONS	01/06/22
SCHEMATICS	05/04/22
PERMIT SET	06/15/22
HDLC REVIEW	08/25/22

A-3.00

SECTIONS

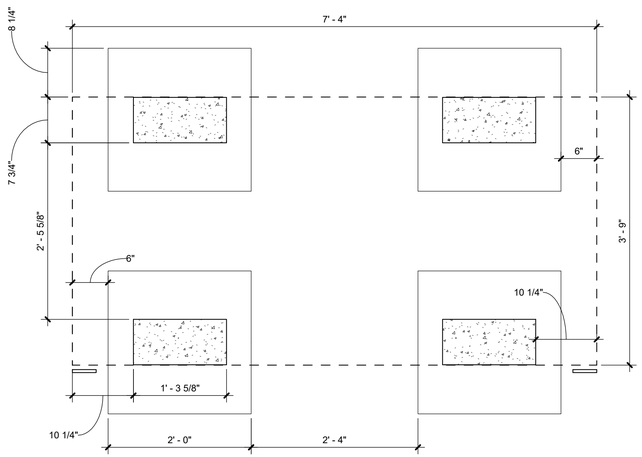

2 A-5.00 **ENLARGED PLAN - FOUNDATION**

1" = 1'-0"

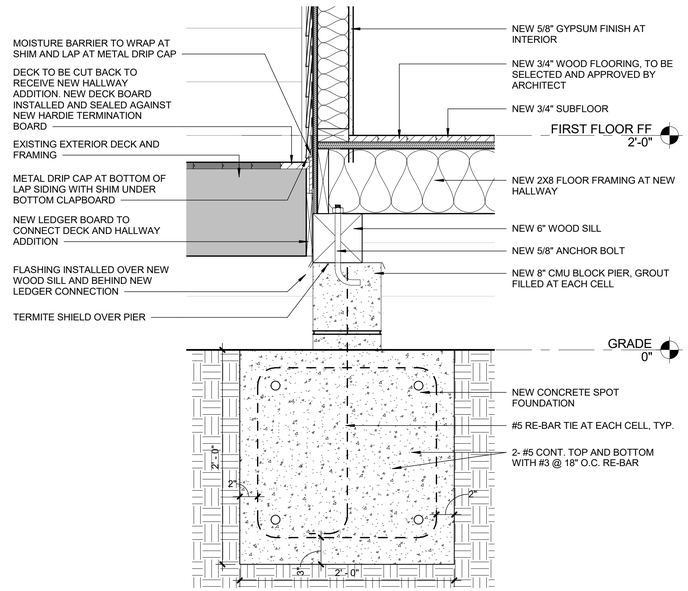

1 A-5.00 **SECTION THRU NEW FOOTING/FOUNDATION**

1 1/2" = 1'-0"

© 2022 Albert Architecture & Urban Design apllc

ALBERT
ARCHITECTURE

Albert Architecture & Urban Design apllc

3221 Tulane Avenue
New Orleans, LA 70119
504.827.0056

This drawing is copyrighted and is the sole property of Albert Architecture & Urban Design apllc. Any use or reproduction of this drawing or the information contained herein without the written permission of Albert Architecture & Urban Design apllc is prohibited, all rights reserved.

FINAL PERMIT RELEASE

DEPARTMENT OF SAFETY AND PERMITS
PLAN REVIEW DIVISION

These plans and specifications have been examined and no evidence of noncompliance with applicable provisions of the laws relative to the City of New Orleans, has been noted. This action is contingent upon installation and work complying with the code during the construction and inspection process.
(New Orleans Code Sections 26-31 and 33-10)

Any changes to or deviation from approved plans must be submitted and approved prior to installation. Failure to comply will result in work must stop until the revised plans have been examined and approved.

Work beyond that which is specified in these approved drawings is not authorized. Performing work beyond the scope of these plans is a violation of the City Code and may result in the assessment of Amendments to the International Building Code and/or revocation of the building permits.

dclee 09/26/2022

REVIEWED FOR CODE COMPLIANCE

HISTORIC DISTRICT LANDMARKS COMMISSION
09-07
cdclugh
22
APPROVED

WADE RESIDENCE

836 Desire Street
New Orleans, LA 70117

Project No. AA2136

RICHARD P. ALBERT REG. NO. 5545 STATE OF LOUISIANA REGISTERED ARCHITECT

08/25/22

Drawn by: Author
Checked by: Checker

EXISTING CONDITIONS	01/06/22
SCHEMATICS	05/04/22
PERMIT SET	06/15/22
HDLC REVIEW	08/25/22

A-5.00

EXTERIOR DETAILS

HDLC PRE- APPROVED ROOFING BRANDS & COLORS updated September, 2021

By the Way, Did You Know?



Existing ridge tiles should be salvaged and reinstalled!

The HDLC does NOT approve wind turbines. The HDLC does approve Chinese Cap and Low Profile Power Vents!

Atlas

Atlas Stormmaster Shake
Black Shadow, Heathstone Grey, Pewter, Weathered Wood
Atlas Pinnacle Pristine
Pristine Black, Pristine Hearthstone, Pristine Pewter, Pristine Weathered wood

Certainteed

Certainteed – Landmark
Colonial Slate, Georgetown Grey, Max Def Georgian Grey, Max Def Maine Black, Moire Block, Weathered Wood
Certainteed Landmark IR
Colonial Slate, Cumberland, Moire Black, Weathered Wood
Certainteed Landmark Premium
Max Def Moire Black
Certainteed Landmark Pro
Max Def Colonial Slate, Max Def Georgetown, Max Def Moire
Certainteed Landmark TL
Max Def Colonial Slate, Max Def Moire Black, Max Def Old Overton
Certainteed Grand Manor
Black Pearl, Colonial Slate, Gatehouse Slate, Stonegate Grey
Certainteed Climateflex
Colonial Slate, Weathered Wood, Moire Black

BP

Everest 42
Silver Grey, Fossil Wood, Twilight Grey, Brownstone, Driftwood
Vanguard – Class IV
Twilight Grey, Shadow Black, Silver Grey

GAF

GAF – Timberline UHD
Slate, Pewter Gray,Charcoal, Weathered Wood
GAF- Timberline HDZ
Pewter Grey, Charcoal, Oyster Gray, Weathered wood
GAF – Timberline – NS
Charcoal, Weathered Wood, Slate, Pewter Grey
GAF – Timberline – AS II
Charcoal, Slate, Weathered Wood, Pewter Grey
GAF – CS
Antique Slate, Weathered Wood

IKO

Cambridge Collection
Dual Black, Dual Grey, Weathered Wood, Harvard Slate, Charcoal Grey
Cambridge Natural Cool
Dual Gray
Cambridge Cool Plus
Harvard Slate, Graphite Black
Dynasty
Castle Grey, Glacier, Granite Black

Malarkey

Legacy/Legacy Scotchguard/Highlander NEX AR/Vista AR
Midnight Black, Black Oak, Weathered Wood, Storm Grey

Owens Corning

Owens Corning – Oakridge
Driftwood, Estate Gray, Flagstone, Onyx Black, Peppermill, Twilight Black
Owens Corning –Duration
Driftwood, Estate Grey, Onyx Black, Quarry Grey
Owens Corning – Duration Flex
Estate Grey, Onyx Black, Driftwood,
Owens Corning – Berkshire Collection
Canterbury Black, Colonial, Concord, Manchester Grey

Tamko

Tamko Heritage Woodgate
Antique Wood, Weathered Wood, Black Sage
Tamko Titan
Rustic Black, Virginia Slate, Weathered Wood
Tamko Stormfighter
Weathered Wood, Rustic Black
Tamko Heritage
Antique Slate, Oxford Grey, Weathered Wood, Rustic Black, Shadow grey, Virginia Slate