

Roof Report

Prepared by Roofr

616 Esplanade Ave, New Orleans, LA 70116, USA
James Alderdice

2703 sqft

6 facets

Predominant Pitch 6/12




Building Location

616 Esplanade Ave, New Orleans, LA 70116, USA













Diagram

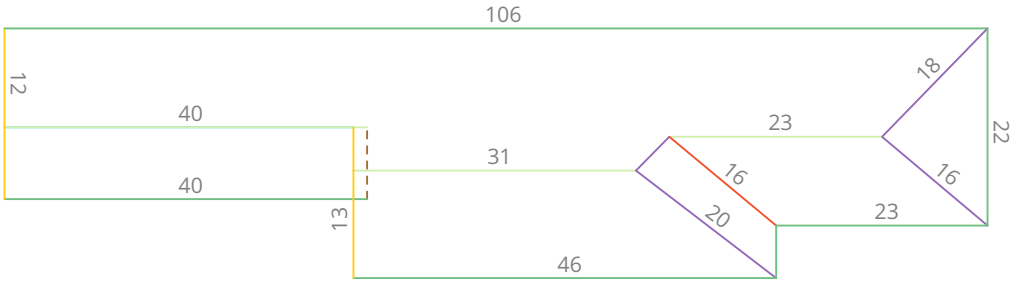
616 Esplanade Ave, New Orleans, LA 70116, USA



Length Measurement Report

616 Esplanade Ave, New Orleans, LA 70116, USA

-  Eaves 240ft 3in
-  Ridges 92ft 5in
-  Step Flashing 8ft 8in
-  Unspecified 37ft 7in
-  Valleys 15ft 9in
-  Rakes 38ft 9in
-  Transitions 0ft 0in
-  Hips 58ft 6in
-  Wall Flashing 0ft 0in
-  Parapet Wall 0ft 0in



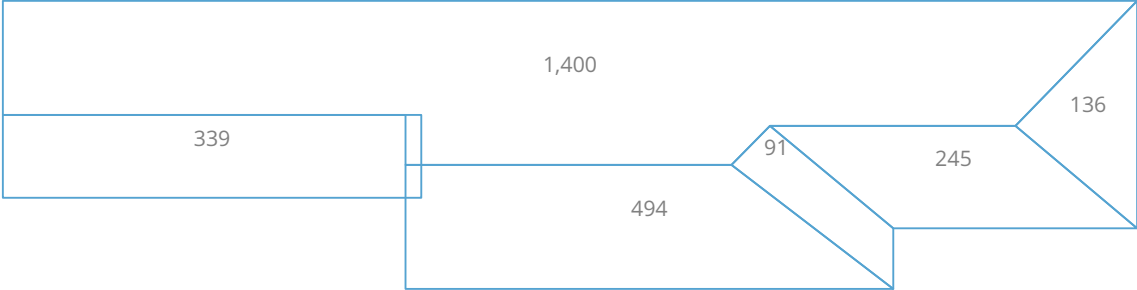
Note: The above diagram contains measurements that have been rounded up. 6 and 9 are written •6 and •9 to avoid confusion. Some edge length totals have been hidden from the diagram to avoid overcrowding. Flashings are depicted as dotted lines.

Area Measurement Report

616 Esplanade Ave, New Orleans, LA 70116, USA

Total Roof Area: 2703 sqft
Pitched Roof Area: 2702 sqft
Flat Roof Area: 0 sqft
Two Story Area: 0 sqft
Two Layer Area: 0 sqft

Predominant Pitch: 6/12
Predominant Pitch Area: 2703 sqft
Unspecified Pitch Area: 0 sqft



Note: The above diagram contains measurements rounded to the nearest whole number. The total at the top of the page is the sum of all the unrounded (exact) measurements, which is then rounded. Flashings are depicted as dotted lines. Deleted facets, which are not labeled with area, (Skylights, Chimneys, AC units) are omitted from area sums.
This report was prepared by Roofr. Copyright © 2022 Roofr.com | All rights reserved.

Pitch & Direction Measurement Report


616 Esplanade Ave, New Orleans, LA 70116, USA



Note: Flashings are depicted as dotted lines. Deleted facets do not have a pitch and therefore are not labeled.

All Structures Summary

616 Esplanade Ave, New Orleans, LA 70116, USA



Measurements

Total Roof Area	2703 sqft
Total Pitched Area	2702 sqft
Total Flat Area	0 sqft
Total Roof Facets	6 facets
Predominant Pitch	6/12
Total Eaves	240ft 3in
Total Valleys	15ft 9in
Total Hips	58ft 6in
Total Ridges	92ft 5in
Total Rakes	38ft 9in
Total Wall Flashing	0ft 0in
Total Step Flashing	8ft 8in
Total Transition	0ft 0in
Total Parapet Walls	0ft 0in
Total Unspecified	37ft 7in
Hips + Ridges	151ft 0in
Eaves + Rakes	278ft 11in

Pitch 6/12

Area (sqft)	2,703
Squares	27.1

Waste % 0% 10% 12% 15% 17% 20% 22%

Area (sqft)	2,703	2,974	3,028	3,109	3,163	3,244	3,298
Squares	27.1	29.8	30.3	31.1	31.7	32.5	33.0

We've calculated the waste percentages you might expect for this job. A number of factors are involved in determining which waste percentage to use including: how complex the roof is, and your roof application style. These numbers only include the roof area. You will also need to calculate the quantity of materials you will need for hips, valleys, ridges, and starter lengths. This report was prepared by Roofr. Copyright © 2022 Roofr.com | All rights reserved.

