

**MECHANICAL NOTES**

GENERAL CONTRACTOR RESPONSIBLE FOR PROVIDING DESIGN/BUILD MECHANICAL SERVICES FOR PROJECT. ORGANIZATION AND LAYOUT IN ARCHITECTURAL PLANS IS SUGGESTIVE ONLY. DETAILS AND SYSTEM TYPE TO BE COORDINATED WITH DESIGN BY HVAC SUBCONTRACTOR.

WORK TO COMPLY WITH ALL APPLICABLE CODES AND BE PERFORMED BY APPROPRIATELY LICENSED INDIVIDUALS.

IT IS INTENDED THAT ALL OCCUPIED SPACES ARE TO BE CONDITIONED.

WORK TO BE SUBMITTED TO ARCHITECT TO REVIEW FOR CONFORMANCE WITH DESIGN REQUIREMENTS.

IF REQUIRED, GC IS RESPONSIBLE FOR PROVIDING ALL NECESSARY BLOCKING, GYPBD AND/OR FIRE CAULKING AS NEEDED TO PROVIDE REDD FIRE AND SMOKE RESISTANCE RATING AT ALL FLOOR, WALL AND DOOR ASSEMBLIES AND SEPARATIONS PER CODE REQUIREMENTS.

**PLUMBING NOTES**

GENERAL CONTRACTOR RESPONSIBLE FOR PROVIDING DESIGN/BUILD MECHANICAL SERVICES FOR PROJECT. WORK TO COMPLY WITH ALL APPLICABLE CODES AND BE PERFORMED BY APPROPRIATELY LICENSED INDIVIDUALS.

SEE FLOOR PLAN FOR BASIC PLUMBING FIXTURES. NO ALL EQUIPMENT AND FIXTURES ARE SHOWN OR NOTE PLUMBING CONTRACTOR TO PROVIDE ALL NECESSARY PARTS AND EQUIPMENT FOR COMPLETE INSTALLATION.

HOT WATER AND DRAIN PIPES SHALL BE INSULATED OR OTHERWISE CONFIGURED TO PROTECT AGAINST CONTACT.

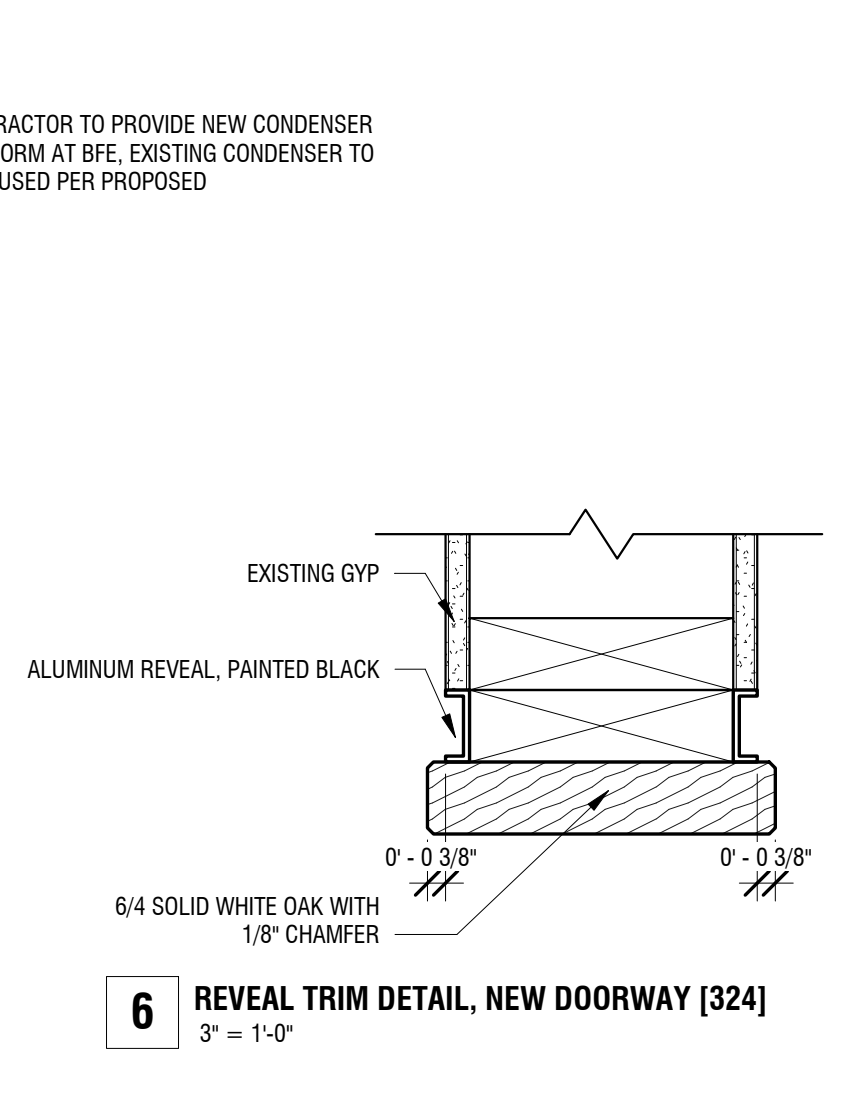
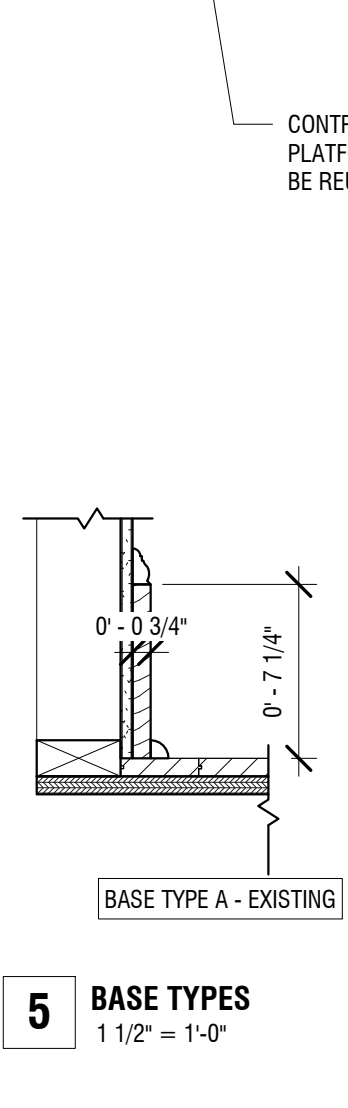
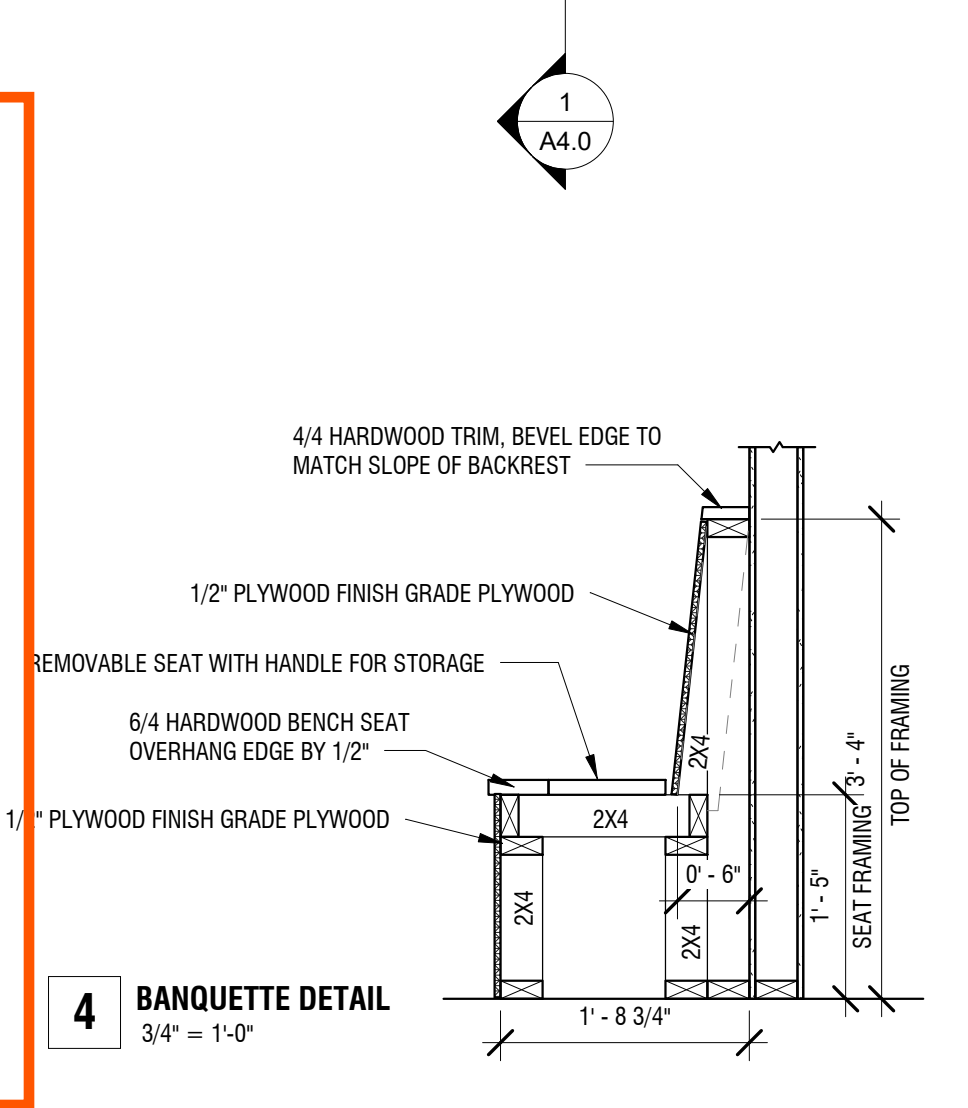
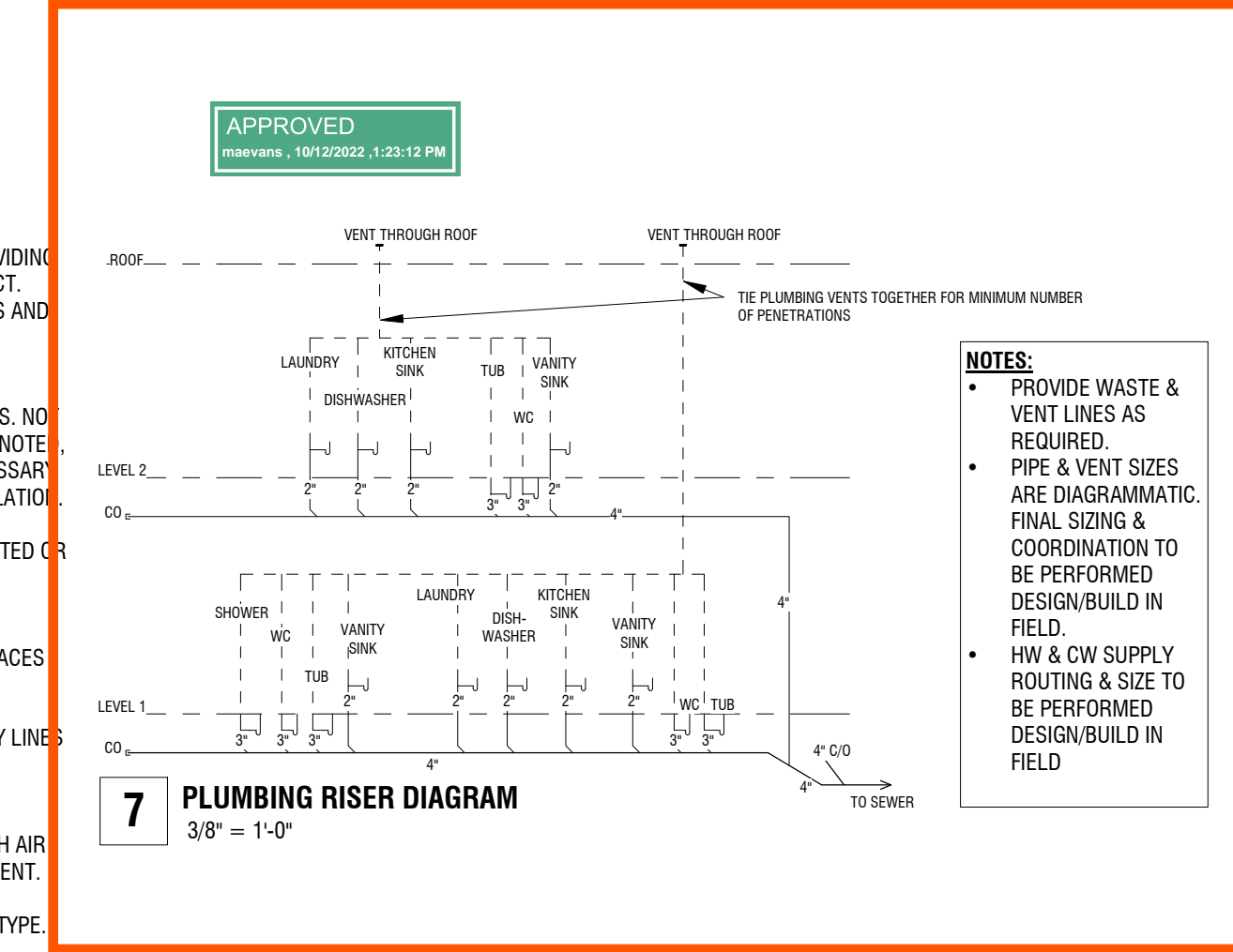
THERE SHALL BE NO SHARP OR ABRASIVE SURFACES UNDER LAVATORIES.

WASTE LINES AND VENTS P.V.C. SCH 40. SUPPLY LINES TO BE PEX. PRESSURE TEST SYSTEM PRIOR TO CONCEALMENT.

CONTRACTOR SHALL PROVIDE SUFFICIENT FRESH AIR AND COMBUSTION AIR FOR GAS FUELED EQUIPMENT.

ALL EXTERIOR HOSE BIBS TO BE FREEZE PROOF TYPE.

**Plumbing Riser Diagram**



**PLUMBING FIXTURE SCHEDULE**

MARK	COUNT	DESCRIPTION	Phase Created	COMMENTS
P1	2	TOILET	Existing	EXISTING TO REMAIN
P2	2	VANITY FAUCET	Proposed	
P3	2	VANITY SINK	Proposed	
P4	1	VANITY ASSEMBLY	Existing	EXISTING TO REMAIN
P5	2	KITCHEN SINK + FAUCET, 30" T	Proposed	
P6	1	WATER HEATER	Existing	EXISTING TO REMAIN
P7	1	BATHTUB	Existing	EXISTING TO REMAIN
P8	1	66 inch x 33 inch freestanding bath with Biscaff exterior	Existing	
P9	1	SHOWER PAN	Proposed	ENCLOSURE TBD
P10	1	TOILET	Proposed	
P11	1	BATHTUB/SHOWER	Proposed	ENCLOSURE TBD

**APPLIANCE SCHEDULE**

MAR K	COUNT	DESCRIPTION	Phase Created	COMMENTS
AP1	1	DISHWASHER, 24" W	Proposed	
AP2	1	DISHWASHER, 24" W	Proposed	
AP3	1	Electric Range, 30" W	Proposed	
AP4	1	Refrigerator, 36" W	Proposed	
AP5	1	Stacked washer/dryer	Proposed	
LE-1	1	Refrigerator, 30" W	Existing	REPLACE W/UP TO 36"
LE-2	1	Gas Range, 30" W	Existing	REPLACE
LE-3	1	Front Load Dryer	Existing	REPLACE
LE-4	1	Front Load Washer	Existing	REPLACE

