


BUILDING ROOF-MANSARD AREA SHINGLE OVERLAY

PIC 6/16/22, 2:19 PM

Thursday, June 16, 2022

16 Issues Identified



BUILD 8: shingle overlay left and right end of building penetrated with cap nails and synthetic. approx 50% of mansard roof area at front



BUILD 7: shingle overlay left end of building penetrated with cap nails and synthetic. approx 20% of mansard roof area at front



BUILD 7: right end no work req.



BUILD 18: shingle overlay left and right end of building penetrated with cap nails and synthetic. approx 40-45% of mansard roof area at front



BUILDING 9: shingle overlay left and right end of building penetrated with cap nails and synthetic. approx 60-65% of mansard roof area at front



BUILDING 9
2nd area



BUILDING 13: shingle overlay end of building penetrated with cap nails and synthetic. 100% of mansard roof area at front




BUILDING 13
2nd area



BUILDING 10 1ST: shingle overlay left and right end of building penetrated with cap nails and synthetic. approx 80-85% of mansard roof area at front




**BUILDING 10
2ND AREA ROOFED**



BUILDING 11: shingle overlay of building penetrated with cap nails and synthetic. approx 100% of mansard roof area at front



BUILDING 14: shingle overlay left and right end of building penetrated with cap nails and synthetic. approx 80-85% of mansard roof area at front




BUILDING 15: shingle overlay left and right end of building penetrated with cap nails and synthetic. approx 30-35% of mansard roof area at front



BUILD 15
2nd roof area



BUILDING 17: shingle overlay left and right end of building
penetrated with cap nails and synthetic. approx 50% of mansard
roof area at front



BUILDING 17
2nd area



BUILDING 5: shingle overlay CENTER AND RIGHT of building penetrated with cap nails and synthetic. approx 40% of mansard roof area at front



BUILDING 12: shingle overlay CENTER of building penetrated with cap nails and synthetic. approx 30% of mansard roof area at front